



SOUTHERN CALIFORNIA
ASSOCIATION OF GOVERNMENTS
900 Wilshire Blvd., Ste. 1700
Los Angeles, CA 90017
T: (213) 236-1800
www.scag.ca.gov

REGIONAL COUNCIL OFFICERS

President
Curt Hagman
County of San Bernardino

First Vice President
Cindy Allen, Long Beach

Second Vice President
Ray Marquez, Chino Hills

Immediate Past President
Art Brown, Buena Park

COMMITTEE CHAIRS

Executive/Administration
Curt Hagman
County of San Bernardino

Community, Economic &
Human Development
David J. Shapiro, Calabasas

Energy & Environment
Luis Plancarte
County of Imperial

Transportation
Tim Sandoval, Pomona

IN-PERSON PARTICIPATION ONLY

EXECUTIVE/
ADMINISTRATION
COMMITTEE

*Members of the Public are Welcome to Attend
In-Person*

PLEASE NOTE DATE AND START TIMES

**Thursday, June 27, 2024 – 12:00 p.m.
and
Friday, June 28, 2024 - 8:00 a.m.**

**DoubleTree by Hilton-Ontario Airport
Lake Arrowhead Ballroom
222 N. Vineyard Avenue
Ontario, CA 91764
(909) 937-0900**

PUBLIC ADVISORY

If members of the public wish to review the attachments or have any questions on any of the agenda items, please contact Maggie Aguilar at (213) 630-1420 or via email at aguilarm@scag.ca.gov. Agendas & Minutes are also available at: <https://scag.ca.gov/meetings-leadership>.

SCAG, in accordance with the Americans with Disabilities Act (ADA), will accommodate persons who require a modification of accommodation in order to participate in this meeting. SCAG is also committed to helping people with limited proficiency in the English language access the agency's essential public information and services. You can request such assistance by calling (213) 630-1420. We request at least 72 hours (three days) notice to provide reasonable accommodations and will make every effort to arrange for assistance as soon as possible.



Instructions for Participating and Public Comments

Members of the public can participate in the meeting via written or verbal comments.

1. **In Writing:** Written comments can be emailed to: ePublicComment@scag.ca.gov. Written comments received **by 5pm on Wednesday, June 26, 2024** will be transmitted to members of the legislative body and posted on SCAG's website prior to the meeting. You are **not** required to submit public comments in writing or in advance of the meeting; this option is offered as a convenience should you desire not to provide comments in real time as described below. Written comments received after 5pm on Wednesday, June 26, 2024, will be announced and included as part of the official record of the meeting. Any writings or documents provided to a majority of this committee regarding any item on this agenda (other than writings legally exempt from public disclosure) are available at the Office of the Clerk, at 900 Wilshire Blvd., Suite 1700, Los Angeles, CA 90017 or by phone at (213) 630-1420, or email to aguilarm@scag.ca.gov.
2. **In-Person:** If participating in-person, you are invited but not required, to fill out and present a Public Comment Card to the Clerk of the Board or other SCAG staff prior to speaking. It is helpful to indicate whether you wish to speak during the Public Comment Period (Matters Not on the Agenda) and/or on an item listed on the agenda.

General Information for Public Comments

Verbal comments can be presented in real time during the meeting. Members of the public are allowed a total of three (3) minutes for verbal comments. The presiding officer retains discretion to adjust time limits as necessary to ensure efficient and orderly conduct of the meeting, including equally reducing the time of all comments.

For purpose of providing public comment for items listed on the Consent Calendar, please indicate that you wish to speak when the Consent Calendar is called. Items listed on the Consent Calendar will be acted on with one motion and there will be no separate discussion of these items unless a member of the legislative body so requests, in which event, the item will be considered separately.

In accordance with SCAG's Regional Council Policy, Article VI, Section H and California Government Code Section 54957.9, if a SCAG meeting is "willfully interrupted" and the "orderly conduct of the meeting" becomes unfeasible, the presiding officer or the Chair of the legislative body may order the removal of the individuals who are disrupting the meeting.

OUR MISSION

To foster innovative regional solutions that improve the lives of Southern Californians through inclusive collaboration, visionary planning, regional advocacy, information sharing, and promoting best practices.

OUR VISION

Southern California's Catalyst for a Brighter Future

OUR CORE VALUES

Be Open | Lead by Example | Make an Impact | Be Courageous



EAC - Executive/Administration Committee
Members – June 2024

- 1. Sup. Curt Hagman**
President, San Bernardino County
- 2. Hon. Cindy Allen**
1st Vice President, Long Beach, RC District 30
- 3. Hon. Ray Marquez**
2nd Vice President, Chino Hills, RC District 10
- 4. Hon. Art Brown**
Imm. Past President, Buena Park, RC District 21
- 5. Hon. David J. Shapiro**
CEHD Chair, Calabasas, RC District 44
- 6. Hon. Rocky Rhodes**
CEHD Vice Chair, Simi Valley, RC District 46
- 7. Sup. Luis Plancarte**
EEC Chair, Imperial County
- 8. Hon. Jenny Crosswhite**
EEC Vice Chair, Santa Paula, RC District 47
- 9. Hon. Tim Sandoval**
TC Chair, Pomona, RC District 38
- 10. Hon. Mike Judge**
TC Vice Chair, VCTC
- 11. Hon. Patricia Lock Dawson**
LCMC Chair, Riverside, RC District 68
- 12. Hon. Jose Luis Solache**
LCMC Vice Chair, Lynwood, RC District 26
- 13. Hon. Karen Bass**
Member-At-Large, Pres. Appt.
- 14. Hon. Wendy Bucknum**
Mission Viejo, RC District 13, Pres. Appt.
- 15. Hon. Jan C. Harnik**
RCTC Representative, Pres. Appt.

OUR MISSION

To foster innovative regional solutions that improve the lives of Southern Californians through inclusive collaboration, visionary planning, regional advocacy, information sharing, and promoting best practices.

OUR VISION

Southern California's Catalyst for a Brighter Future

OUR CORE VALUES

Be Open | Lead by Example | Make an Impact | Be Courageous



-
- 16. Hon. Larry McCallon**
Air District Representative, Pres. Appt.
 - 17. Hon. Andrew Masiel**
Tribal Govt Regl Planning Board Representative
 - 18. Ms. Lucy Dunn**
Business Representative - Non-Voting Member

OUR MISSION

To foster innovative regional solutions that improve the lives of Southern Californians through inclusive collaboration, visionary planning, regional advocacy, information sharing, and promoting best practices.

OUR VISION

Southern California's Catalyst for a Brighter Future

OUR CORE VALUES

Be Open | Lead by Example | Make an Impact | Be Courageous



EXECUTIVE/ADMINISTRATION COMMITTEE MEETING AGENDA - RETREAT

Southern California Association of Governments
DoubleTree by Hilton-Ontario Airport
Lake Arrowhead Ballroom
222 N. Vineyard Avenue
Ontario, CA 91764
Thursday, June 27, 2024 12:00 p.m.
Friday, June 28, 2024 8:00 a.m.

The Executive/Administration Committee may consider and act upon any of the items on the agenda regardless of whether they are listed as Information or Action items.

THURSDAY, JUNE 27, 2024 – 12:00 PM

CALL TO ORDER AND PLEDGE OF ALLEGIANCE *(The Honorable Curt Hagman, Chair)*

PUBLIC COMMENT PERIOD (Matters Not on the Agenda)

This is the time for public comments on any matter of interest within SCAG’s jurisdiction that is *not* listed on the agenda for Thursday, June 27, 2024. For items listed on the agenda, public comments will be received when that item is considered. Although the committee may briefly respond to statements or questions, under state law, matters presented under this item cannot be discussed or acted upon at this time.

INFORMATION/DISCUSSION ITEMS

- | | |
|--|-----------|
| 1. Welcome, Opening Remarks, Introductions, Agenda Review and Expectations
<i>(The Honorable Curt Hagman, Chair)</i> | 60 Mins. |
| 2. SCAG 101: Overview of Organization
<i>(Darin Chidsey, Chief Operating Officer)</i> | 45 Mins. |
| 3. Board Employment Classification Update
<i>(Jeffery Elder, Chief Legal Counsel)</i> | 30 Mins. |
| 4. Policy Briefs and Emerging Issues
<i>(Kome Ajise, Executive Director and Sarah Jepson, Chief Planning Officer)</i> | 150 Mins. |
| a. Transportation Finance | |
| b. Housing | |
| c. Sustainable Communities Strategy | |

Recess meeting to time and date below.



EXECUTIVE/ADMINISTRATION COMMITTEE MEETING AGENDA - RETREAT

FRIDAY, JUNE 28, 2024 – 8:00 AM

CALL TO ORDER AND PLEDGE OF ALLEGIANCE
(The Honorable Curt Hagman, Chair)

PUBLIC COMMENT PERIOD (Matters Not on the Agenda)

This is the time for public comments on any matter of interest within SCAG’s jurisdiction that is **not** listed on the agenda for Friday, June 28, 2024. For items listed on the agenda, public comments will be received when that item is considered. Although the committee may briefly respond to statements or questions, under state law, matters presented under this item cannot be discussed or acted upon at this time.

INFORMATION/DISCUSSION ITEMS

- | | | |
|--|-----------|---------|
| 1. Recap on Day 1
<i>(The Honorable Curt Hagman, Chair)</i> | 15 Mins. | |
| 2. 2024 Regional Conference and General Assembly Evaluation
<i>(Javiera Cartagena, Chief Government and Public Affairs Officer)</i> | 30 Mins. | PPG. 56 |
| 3. Presidential Priorities: Regional Council and Policy Committee Outlooks
<i>(The Honorable Curt Hagman, Chair)</i> | 120 Mins. | |
| 4. Wrap up
<i>(Kome Ajise, Executive Director)</i> | 15 Mins. | |

ADJOURNMENT



2024-2025 Executive/Administration Committee Retreat

June 27, 2024

WWW.SCAG.CA.GOV

1



WELCOME, OPENING REMARKS, INTRODUCTIONS, AGENDA REVIEW & EXPECTATIONS

The Honorable Curt Hagman, Chair

Thursday, June 27, 2024

AGENDA ITEM #1



SCAG 101: OVERVIEW OF ORGANIZATION

Darin Chidsey, Chief Operating Officer

Thursday, June 27, 2024
AGENDA ITEM #2

AGENDA ITEM #2: SCAG 101: OVERVIEW OF ORGANIZATION

2024-2025 Regional Council Board Officers



Curt Hagman
PRESIDENT
County of San Bernardino



Cindy Allen
FIRST VICE PRESIDENT
City of Long Beach



Ray Marquez
SECOND VICE PRESIDENT
City of Chino Hills



Art Brown
IMMEDIATE PAST PRESIDENT
City of Buena Park

The SCAG Region

6
COUNTIES

16
TRIBAL
GOVERNMENTS

191
CITIES

18.7M
RESIDENTS



38,618
SQUARE MILES

\$1.6T
REGIONAL GDP

15th
LARGEST
ECONOMY
WORLDWIDE

47.6%
OF STATE
POPULATION

Our Vision

Southern California's Catalyst for a Brighter Future

Our Mission

To foster innovative regional solutions that improve the lives of Southern Californians through inclusive collaboration, visionary planning, regional advocacy, information sharing and promoting best practices.

Our Core Values

Be Open

Be accessible, candid, collaborative and transparent in the work we do.

Lead by Example

Commit to integrity and equity in working to meet the diverse needs of all people and communities in our region.

Make an Impact

In all endeavors, effect positive and sustained outcomes that make our region thrive.

Be Courageous

Have confidence that taking deliberate, bold and purposeful risks can yield new and valuable benefits.

Cultivate Belonging

Embrace differences, foster equity, champion inclusion and empower all.

Primary Roles & Responsibilities

1 Regional Transportation Plan (RTP)

2 Sustainable Communities Strategy (SCS)

3 Federal Transportation Improvement Program (FTIP)

4 Regional Housing Needs Assessment (RHNA)


5 Regional Data & Information Center

6 Forum for Issues of Regional Significance



Strategic Plan Implementation

1. Establish and implement a regional vision for a sustainable future.
2. Be a cohesive and influential voice for the region.
3. Spur innovation and action through leadership in research, analysis and information sharing.
4. Build a unified culture anchored in the pursuit of organizational excellence.
5. Secure and optimize diverse funding sources to support regional priorities.



Next Steps:



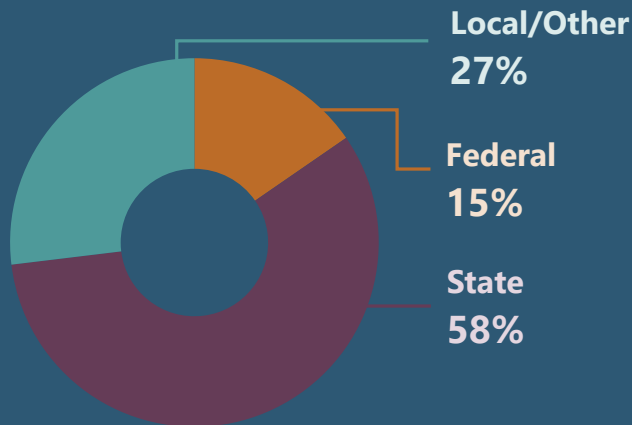
Executive Team Organizational Chart June 2024



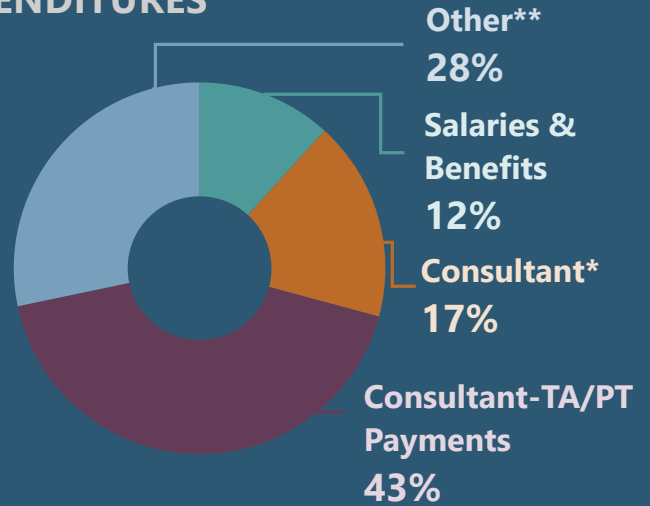
Budget At-A-Glance

\$403.70 Million

FUNDING SOURCES



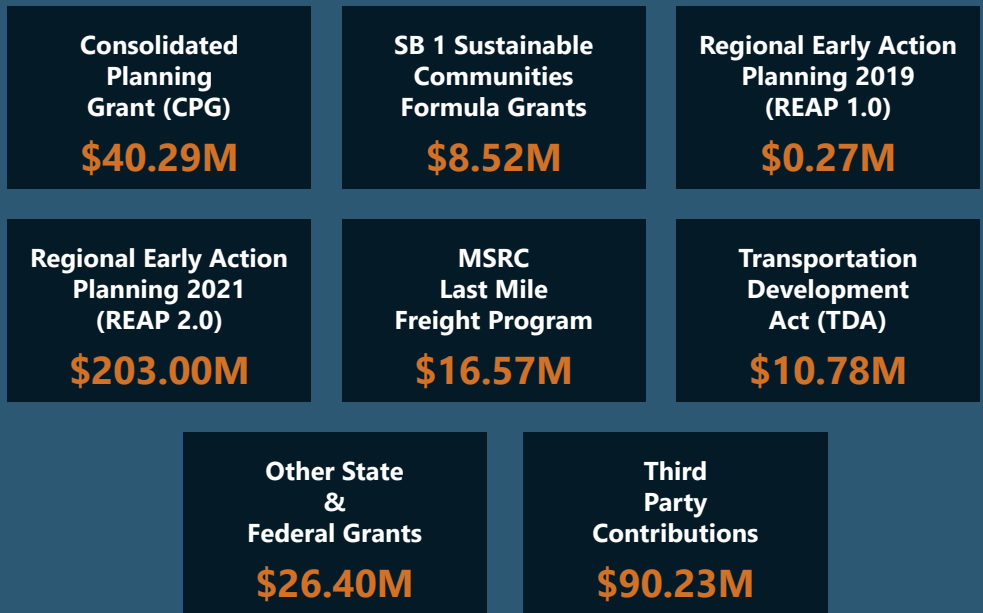

EXPENDITURES



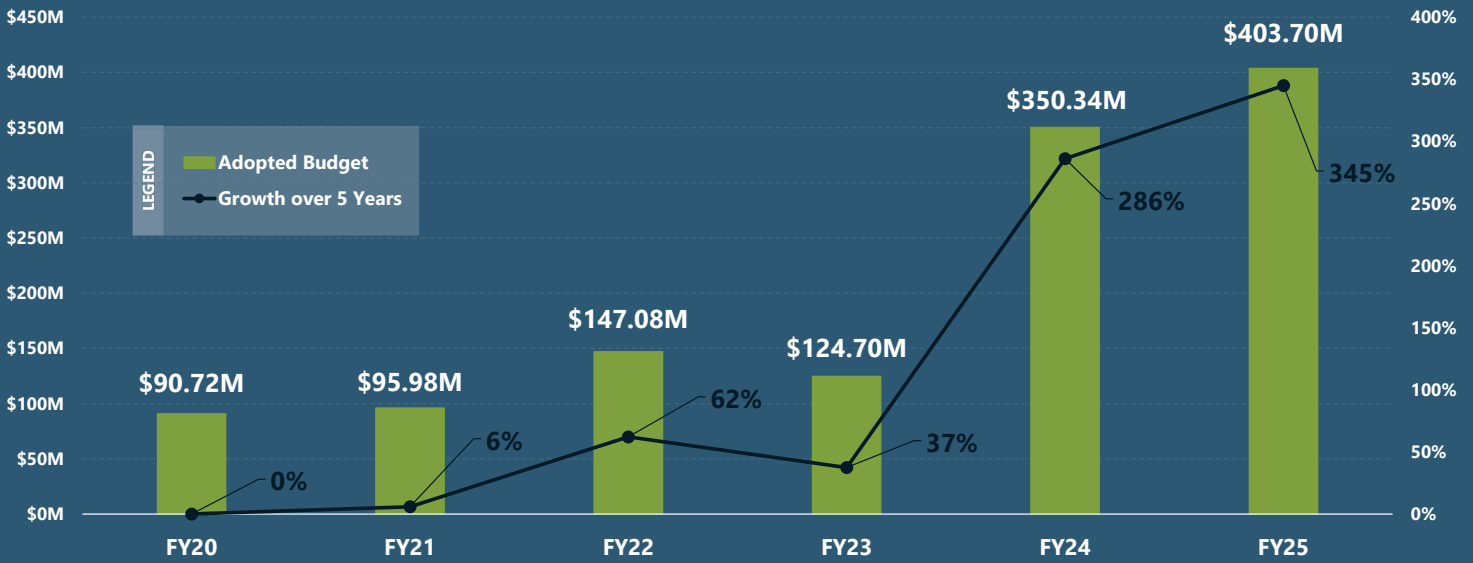
TA: Technical Assistance; PT: Pass-Through
 *Consultant includes prior year TA and PT payments to partner agencies as well as non-profit partnership
 **Other includes other operational costs and in-kind contributions

Overall Work Program

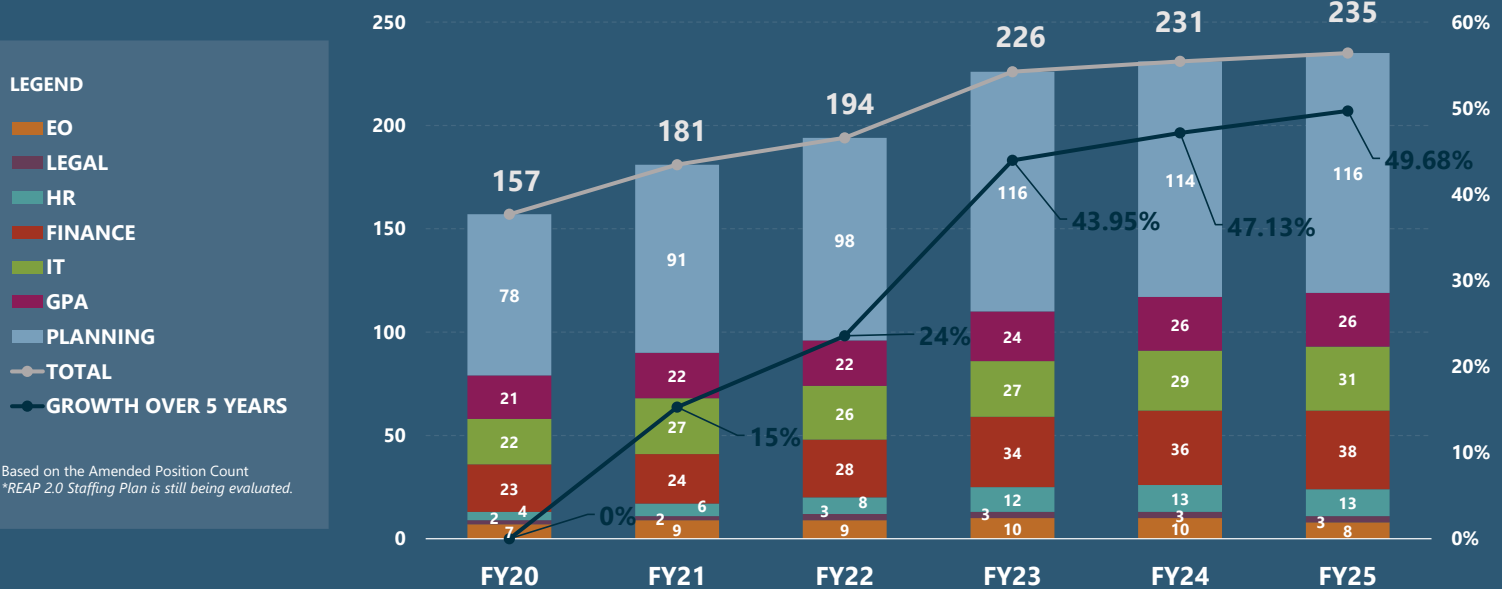
\$396.06 Million



Five-Year Budget History

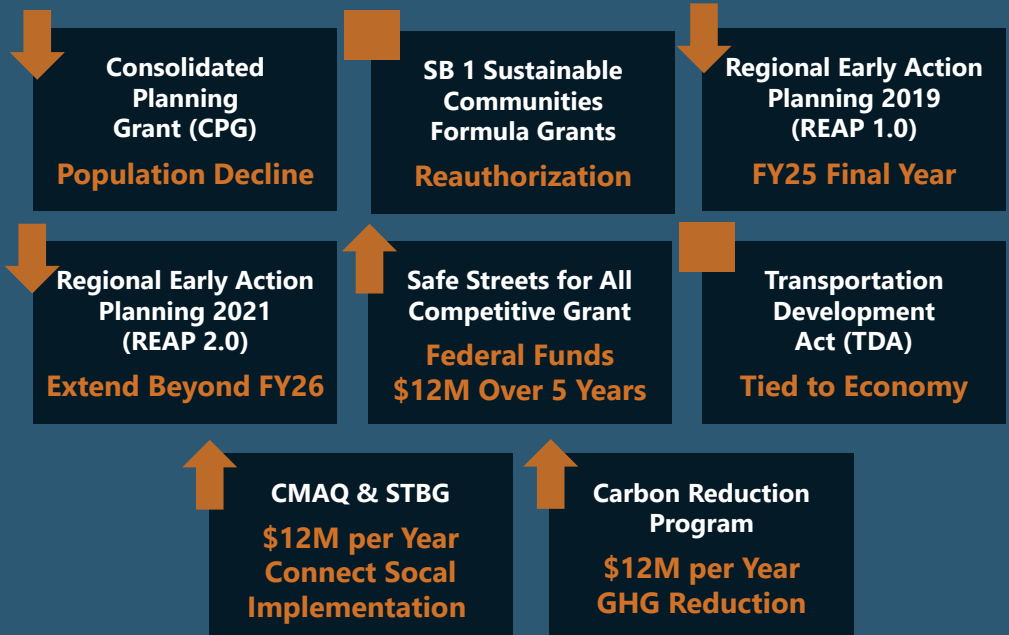


Five-Year Staffing History



Based on the Amended Position Count
 *REAP 2.0 Staffing Plan is still being evaluated.

Funding Horizon



BOARD EMPLOYMENT CLASSIFICATION UPDATE

Jeffery Elder, Chief Legal Counsel

Thursday, June 27, 2024
AGENDA ITEM #3

Today's Discussion

Goal: Update EAC on boards employment classification

Items to consider:

- Metrolink – IRS required Metrolink to transition board from 1099 to W-2
- Legal opinion – LCW advised SCAG boards likely should be W-2
- Second opinion – BBK advised SCAG boards remain 1099 if industry standard (Section 530 safe harbor)
- Section 530 – surveyed MPOs and determined industry standard exists for 1099
- AMBAG IRS guidance – guidance in 2013 that board members not employees

Section 530 Safe Harbor

- Section 530 allows SCAG to continue to treat the boards as independent contractors if the following conditions are met:
 - Consistently treated board as independent contractors ✓
 - Consistently reported compensating on form 1099 ✓
 - Reasonable basis exists for treating board as nonemployees ?
- A reasonable basis exists if one of the following:
 - Judicial precedent, published rulings, or technical advice or letter ruling exists
 - Past tax audit with no assessment made on account of improper classification
 - Long standing recognized practice of a significant segment of the industry

Section 530 Analysis – Industry Standard

- BBK advised industry standard can be demonstrated if a minimum of 25% of California's 18 MPOs treat board as independent contractor (5 MPOs)
- SCAG surveyed the 17 other MPOs and received responses from 14:
 - Five issue 1099 (6 including SCAG)
 - Four issue W-2
 - Two N/A (do something else)
 - Three do not provide any reimbursement/compensation
- SCAG has shared these findings with LCW and asked them to conduct a follow-up analysis' we are awaiting the analysis

SCAG Legal Recommendation

- Based on the foregoing, SCAG counsel recommends continuing with 1099:
 - SCAG can demonstrate eligibility for safe harbor under Section 530
 - Although LCW concluded boards likely employees, AMBAG IRS guidance supports position boards are not employees and SCAG can make strong arguments regarding the same
- Some potential liability remains:
 - IRS could determine safe harbor does not exist
 - IRS could determine SCAG situation is different and boards are employees
- Liability mitigated by reasonable reliance on Section 530 and boards being independent contractors, if IRS required SCAG to transition board, we would likely not face penalties



POLICY BRIEFS AND EMERGING ISSUES

Kome Ajise, Executive Director

Sarah Jepson, Chief Planning Officer

Thursday, June 27, 2024

AGENDA ITEM #4



TRANSPORTATION FINANCE

Addressing the Revenue Shortfall

SB 1121 State and Local Transportation Needs Assessment

- CATC, in consultation with CalSTA and Caltrans, to prepare needs assessment of cost to operate, maintain and provide for future growth of state and local transportation system for next 10 years, including climate change impacts
- Includes costs from adopted regional, interregional and state improvement programs and consultation with relevant stakeholders
- Initial 10-year funding shortfall roughly \$200 billion to \$300 billion
- Concerns raised about statewide consistency in defining needs and assumptions regarding responsibilities for achieving ambitious statewide goals

CATC: California Transportation Commission

CalSTA: California State Transportation Agency

SOUTHERN CALIFORNIA ASSOCIATION OF GOVERNMENTS

23

SB 1121 State and Local Transportation Needs Assessment Recent Workshops & Next Steps

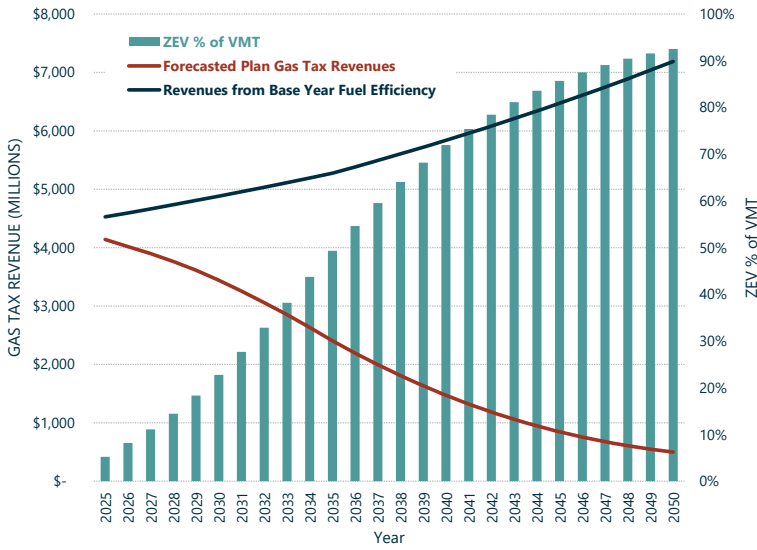
- Policy Recommendations Workshop held 5/30 in Southern California and 6/18 in Northern California
 - **First Principles:** Equity and Accessibility, Multimodal Mobility, Maintaining Transportation System and Infrastructure, Safety, Economic Development, Environmental Sustainability and Climate Resiliency, Innovation and Technology
 - **Scenarios:** 1) Do nothing, 2) Increase existing mechanisms, 3) Phased-in Road User Charge, 4) Fully implemented Road User Charge
- Working draft of Final Report to be released in Summer 2024
- Draft Final Needs Assessment presented to CATC in Fall 2024
- Due to California Legislature January 1, 2025
- To be updated every 5 years

SOUTHERN CALIFORNIA ASSOCIATION OF GOVERNMENTS

24

Connect SoCal 2024 Forecasts Significant Revenue Declines from ZEV Adoption


Loss in Gas Tax Revenues from Fuel Efficiency Increases



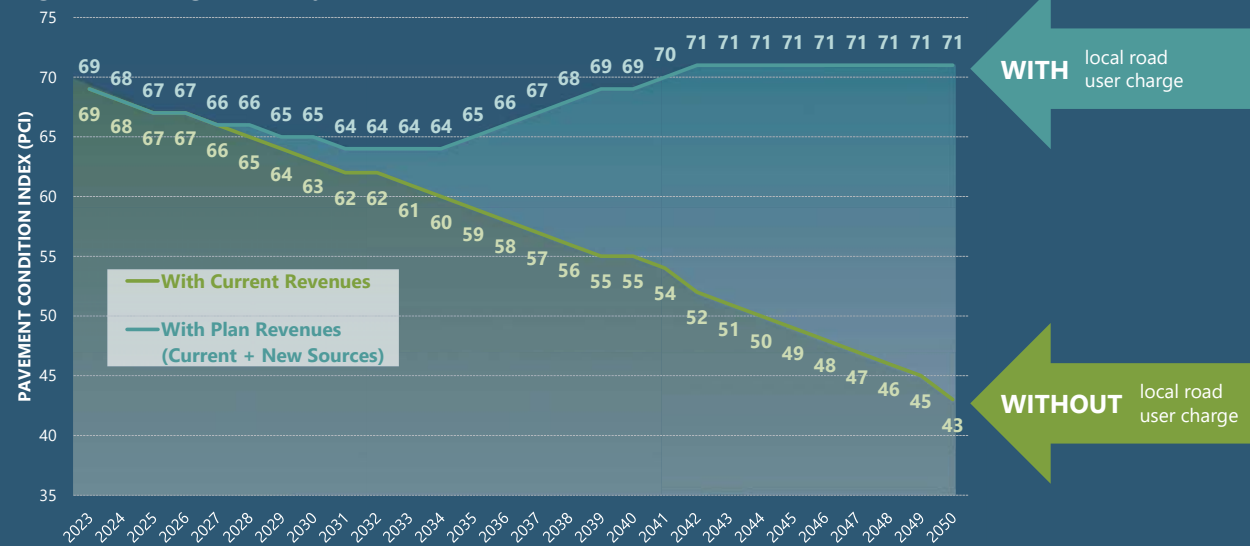
- ACCII prohibits sale of new conventional fuel vehicles beginning in 2035
 - Gas tax revenues decrease 3.6% per year
- Every EV that replaces a combustion engine vehicle contributes to significant revenue decline
- ZEVs will account for nearly 50% of all regional VMT by 2035
- Overall revenue loss is up \$93B over life of Connect SoCal 2024 compared to current fuel efficiency (state and federal combined)

SOUTHERN CALIFORNIA ASSOCIATION OF GOVERNMENTS

Connect SoCal: State of Good Repair Snapshot



Regional Average PCI Projections



SOUTHERN CALIFORNIA ASSOCIATION OF GOVERNMENTS

Connect SoCal 2024: Guiding Principles to Identify New Revenue Sources

- Establish a user fee-based system that better reflects the true cost of transportation, provides firewall protection for transportation funds and equitably distributes costs and benefits
- Pursue funding tools that promote access to opportunity and support economic development through innovative mobility programs
- Promote national and state programs that include return-to-source guarantees while maintaining flexibility to reward regions that continue to commit substantial local resources
- Leverage locally available funding with innovative financing tools to attract private capital and accelerate project delivery
- Promote local funding strategies that maximize the value of public assets while improving mobility, sustainability and resilience

Connect SoCal 2024: New Reasonably Available Revenues Sources

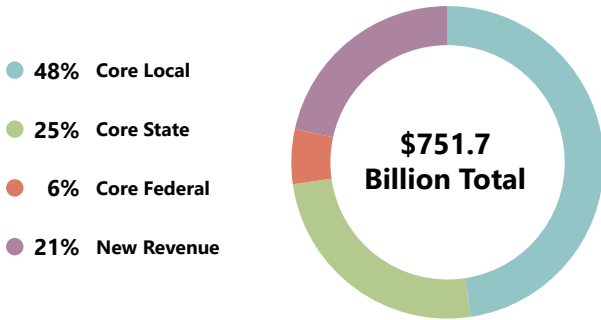
(in Nominal Dollars, Billions)

Revenue Source	Description	Amount
Federal Gas Excise Tax Adjustment to Maintain Historical Purchasing Power	Additional \$0.185 per gallon gasoline tax imposed at the federal level starting in 2029 to 2034—to maintain purchasing power.	\$7.6
Mileage-Based User Fee (Replacement)	Mileage-based user fees would be implemented to replace gas taxes—estimated at about \$0.025 (in 2019 dollars) per mile starting in 2035 and indexed to maintain purchasing power (note: total estimated for increment only).	\$48.0
Federal Credit Assistance; Other Bond Proceeds	TIFIA/RRIF credit assistance and other bond financing, pledging new local funding (e.g., mileage-based road charge program funding) to help finance specific initiatives, including SCORE.	\$2.2
Private Equity Participation	Brightline West to construct and operate high speed rail service from Victorville to Las Vegas along the I-15 corridor. Revenue estimate would cover construction costs for the San Bernardino County portion only. This category of funding also assumes private funding for various freight-related initiatives.	\$9.3
Local Road Charge Program	Local road user charge program assumes a \$0.020 (in 2019 dollars) per mile charge throughout the region that can be implemented on a county basis. This can be adjusted by time-of-day and location with congestion pricing and/or parking pricing at major activity centers. For analysis, also assumed congestion pricing (peak period charges) in parts of Los Angeles County, increases in parking pricing at major job centers and additional toll revenue from planned express lane segments.	\$92.2
Value Capture Strategies	Assumed the use of enhanced infrastructure financing districts and tax increment financing (TIF) to support investment in transit supportive housing infrastructure needs.	\$3.0

Connect SoCal 2024 Financial Plan

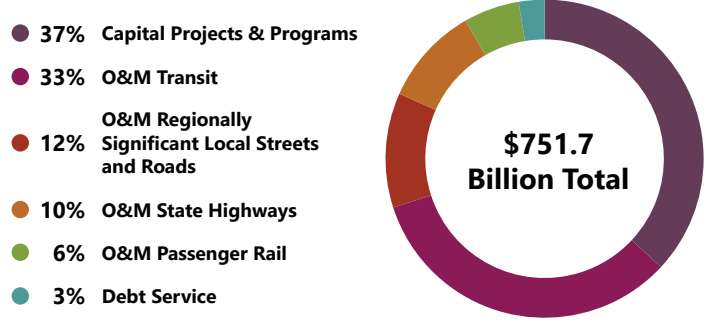
Revenues

FY2025 – FY2050 (in nominal dollars, billions)
\$751.7 Billion Total



Expenditures

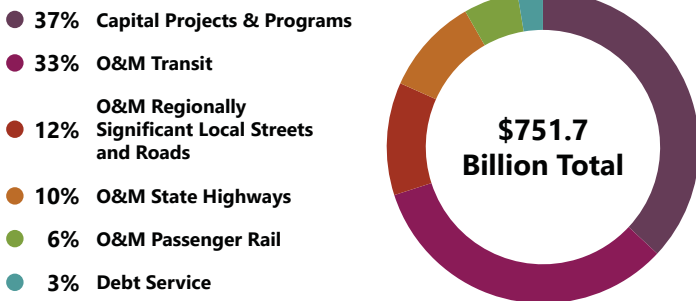
FY2025 – FY2050 (in nominal dollars, billions)
\$751.7 Billion Total



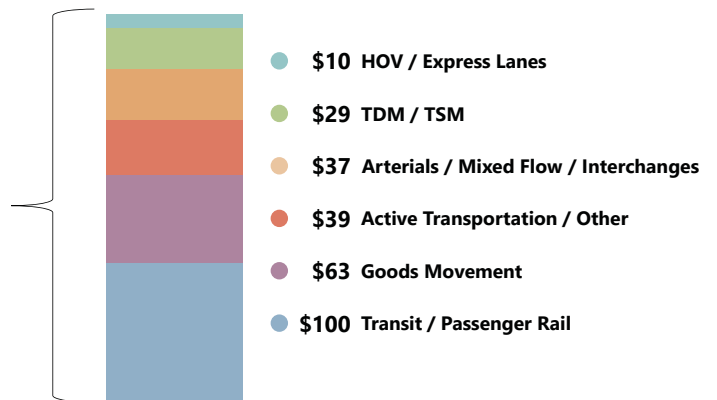
Connect SoCal 2024 Expenditures

Expenditures

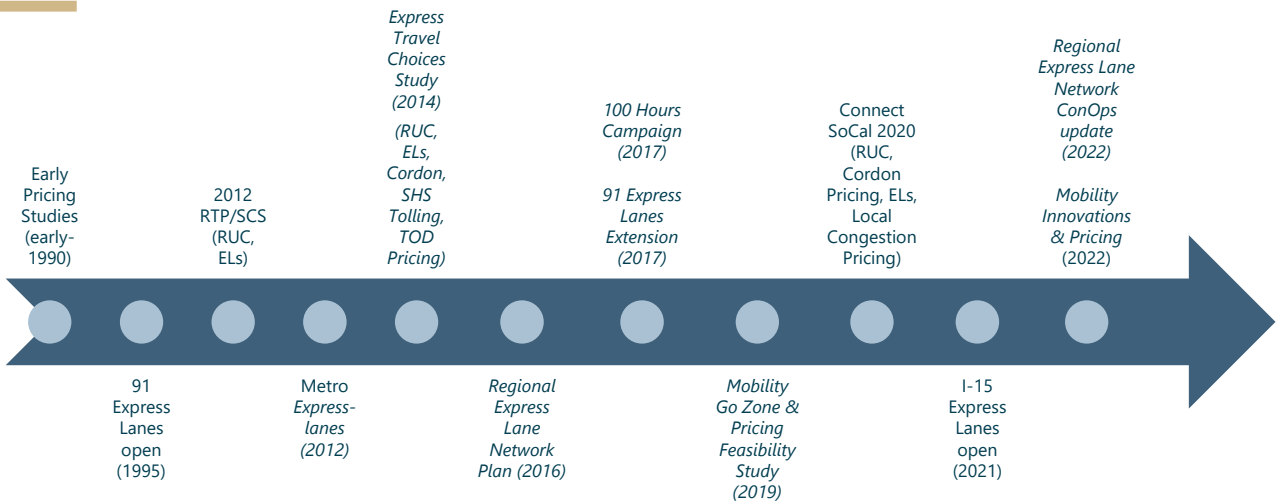
FY2025 – FY2050 (in nominal dollars, billions)
\$751.7 Billion Total



Capital Projects & Programs Expenditures



Next Steps to Advance the Revenue Conversation...



Extensive Planning with Initial Pricing Strategies Implemented

Operational Projects; RUC: Road User Charge; EL: Express Lanes; SHS: State Highway System; TOD: Time-of-Day

1. Engage in State Process/Pilot

- SB 339 (Wiener, Chapter 308, Statutes of 2021) directs CalSTA to implement a pilot that assesses two different mileage rate options and collects actual road charge revenue into state funds
- Currently recruiting participants; selection in July 2024
- Final report to the Legislature due no later than December 31, 2026
- Final report will evaluate the road charge collection effort and potential of a road charge for sustainable and equitable transportation funding

California Road Charge
Fair. Transparent. Sustainable.

EARN UP TO \$400 TO HELP CALIFORNIA TEST A ROAD CHARGE

You could earn up to \$400 by helping California plan for the future of transportation funding! Currently, taxes on gasoline and diesel provide most of the money to build and maintain California roads and highways. But hybrid and electric vehicles use very little gas, or no gas at all, and pay much less in fuel taxes. California is predicting a large funding drop in the future as more drivers switch to vehicles that use less gas.

The California Department of Transportation (Caltrans) is conducting a research study to test if a per-mile fee, called a Road Charge, would be a fair and sustainable way to replace the current gas tax. Caltrans is seeking members of the public to participate in a six-month Road Charge Collection Pilot.

Participation is simple, and here's how you can get involved:

- Sign-Up May - June 2024**
 - Express interest in the Pilot by filling out the questions on the website at caroadcharge.com/engage/contact-us
- Get Selected July 2024**
 - Participants will be selected throughout California
 - If you receive an invitation, complete the sign-up for the Pilot at the enrollment link provided
- Drive & Pay August 2024 - January 2025**
 - Drive as you normally do
 - Pay your monthly Road Charge payments online
 - You may receive a gas tax or electric vehicle registration fee credit at the end of the Pilot
- Two Surveys**
 - Complete Initial Participant Survey
 - Complete Final Participant Survey
- Get \$400**
 - Complete all required activities throughout the Pilot and earn up to \$400
 - Up to \$100 will be distributed in September 2024 and up to \$300 will be distributed in February 2025

WE NEED YOU

California passed Senate Bill 339 in 2021 to test the payment of a road charge and report the research study results back to the Legislature. We need you to participate in the Road Charge Collection Pilot and share your experience.

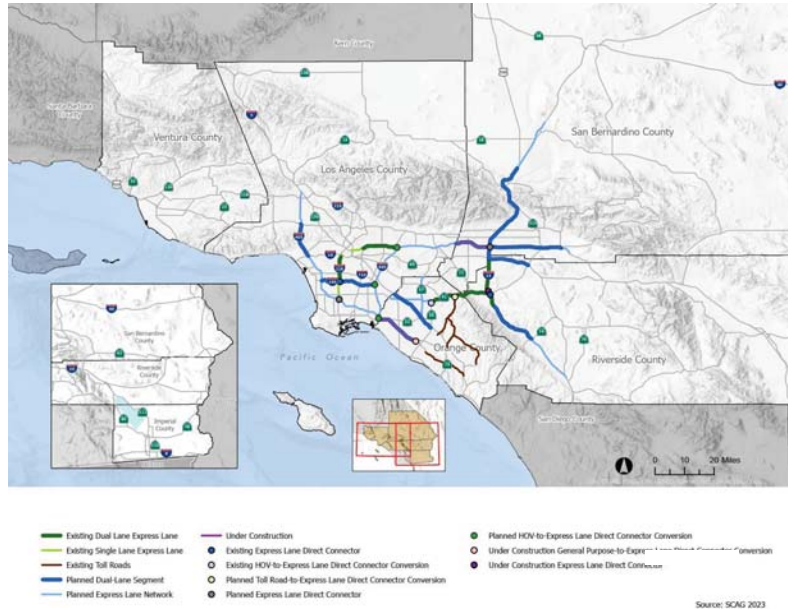
Tell us what you think! To express interest or learn more about the Pilot, visit caroadcharge.com.

2. Support for Express Lanes

- Build out the express lane network and set the foundation for more extensive road pricing programs

Next Steps:




- Advocate for express lanes in state planning documents and funding programs
- Seek state partnership to better align administration of SB 743 with regional plans



3. Elevate Equity Conversations

- Status quo is increasingly inequitable with EV drivers not paying their fair share
- Variable pricing (e.g., time-of-day)—as exemplified by utility fee structures—can mitigate some impacts on many low-income travelers and optimize travel experience.

Peak & Off Peak Road User Charges (Assumes \$0.05/mile Peak & \$0.03/mile Off-Peak)

Vehicle Type	Fuel Efficiency (mpg)	Total Annual Commute Miles	Annual Gasoline Consumed (gallons)	Current Annual Taxes/Fees	Annual Taxes/Fees After RUC Implementation (Peak)	Impact of RUC Implementation (Peak)	Annual Taxes/Fees After RUC Implementation (Off Peak)	Impact of RUC Implementation (Off Peak)
 Older Model Gasoline Powered Car (pre-2009) Chevy Silverado	17.0	13,150	773.53	\$558.49	\$657.50	\$99.01	\$394.50	\$(163.99)
 Newer Model Gasoline Powered Car (2019) Mercedes 250 CL	28.7	13,150	458.19	\$330.81	\$657.50	\$326.69	\$394.50	\$63.69
 Electric Vehicle (2019) Tesla Model S	n/a	13,150	-	\$108.00	\$657.50	\$549.50	\$394.50	\$286.50

3. Elevate Equity Conversations (Continued)

Next Steps:

- Seek funding to support research to better understand travel needs and challenges of low-income communities, particularly low-income drivers
- Work with state to leverage existing or create new forums to convene stakeholders around a set of equity principles
- Invest in universal basic mobility pilots

4. Support Local Road User Charge Research & Pilots

- Connect SoCal envisions local agencies will continue to play significant role in funding and project selection through advancing Local Option Road User Charge programs
- Pilot projects and studies have provided critical lessons learned and are instrumental in scaling complex and innovative pricing strategies



Next Steps:

- Develop metrics and deploy local/regional pilots that advance pricing implementation including resources for meaningful equity engagement
- Research how digital technology can enable collection of user-based fees alongside other types of fees (e.g., tolling) without widening equity gaps



Transportation Finance

Questions & Discussion



HOUSING

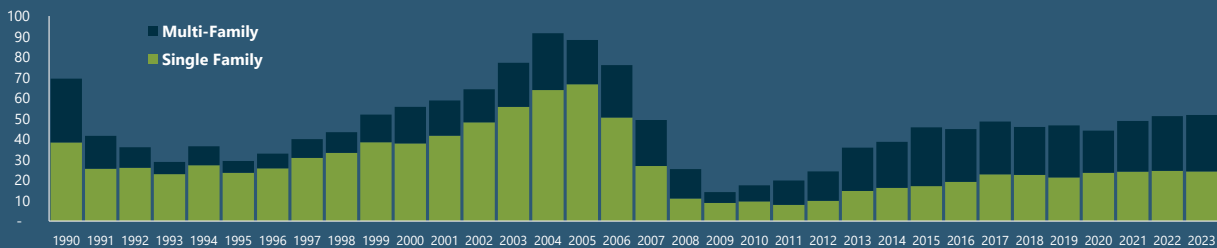
Increasing Housing Production

State of Housing

State/County	Total Housing Units		Average Annual Change from 2020-2024				
	1/1/2020	1/1/2024	ADU	Single Family (non-ADU)	Multifamily	Total Units	Percent Change
California	14,392,140	14,824,827	16,230	38,406	1,316,106	108,172	0.7%
Imperial	56,625	58,851	59	275	223	557	1.0%
Los Angeles	3,591,981	3,696,408	8,490	372	17246	26,107	0.7%
Orange	1,129,785	1,157,425	893	2,370	3647	6,910	0.6%
Riverside	48,549	882,389	309	6,737	1415	8,460	1.0%
San Bernardino	731,899	753,826	444	3,326	1712	5,482	0.7%
Ventura	293,080	297,921	235	447	529	1,210	0.4%
SCAG	6,651,919	6,846,820	10,428	13,526	24,771	48,725	0.7%

Annual New Residential Units from Building Permits Issued in the SCAG Region, 1990-2023

Thousands of Residential Permits Issued per Year



Source: State of California, Department of Finance, E-5 Population and Housing Estimates for Cities, Counties and the State — January 1, 2021-2024. ADU counts are retrieved from DOF Demographic Research Unit Data Hub. ADUs from 2020 through 2021 reflect a nine-month estimate using the decennial census data from April 1, 2020. Residential permits come from the Census Building Permit Survey.


6th Cycle RHNA - Housing Element Compliance

COMPLIANCE STATUS	ADOPTED	DRAFT	TOTAL
IN	143	1	144
OUT	25	28	53
TOTAL	168	29	197

AS OF 6/12/24

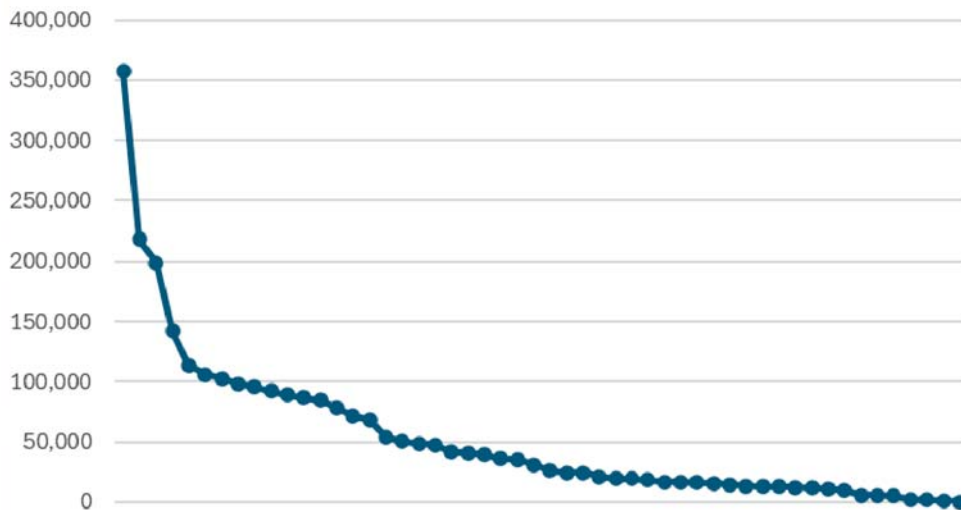
6th Cycle RHNA - Housing Element Compliance

Percentage of Compliant Housing Elements



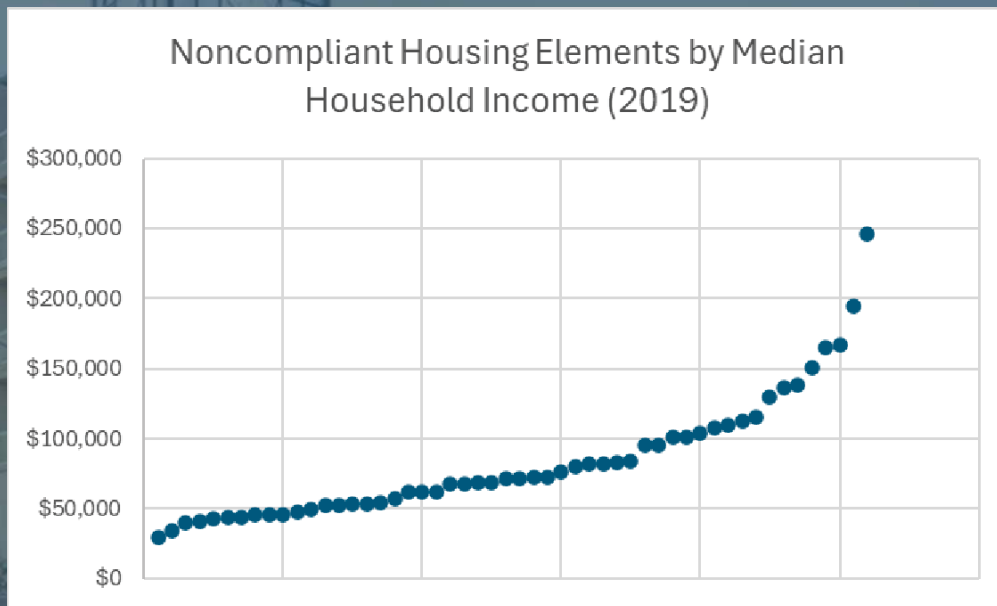
6th Cycle RHNA - Housing Element Compliance

Noncompliant Housing Elements - 2020 Population



- Cities that are noncompliant tend to be smaller in population
- 53 total noncompliant cities (as of 6/12/24)
- Only seven have 100,000 or more in population

6th Cycle RHNA - Housing Element Compliance



SOUTHERN CALIFORNIA ASSOCIATION OF GOVERNMENTS

43

SCAG Programs and Support

- SCAG was awarded \$47 million to invest in local housing planning and service improvement projects as part of AB 101 (2019)
- More than 100 total projects across 53 awardees
- Vast majority of projects are complete; remaining projects are closing out now

SOUTHERN CALIFORNIA ASSOCIATION OF GOVERNMENTS

44

SCAG Programs and Support

- REAP 1.0 Outcomes:
 - Planned unit count to date: 25,893
 - Programs adopted that increase access to fair housing: 140
 - Pre-approved plans designed and approved: 65
 - Agencies that received technical assistance for housing elements and/or site inventories: 129
 - Outreach meetings: 1,581
 - Meeting participants: 30,370
 - Elected officials engaged: 775

Example Project – Orange County, Ventura and Gateway ADU

- ADU technical assistance
- Model ADU Ordinances
- HousingSoCal.org website:
 - Provides links to city ADU information
 - Centralized portal for homeowners to find information and tools to see if building an ADU would benefit their property



Example Project – Gateway Cities Affordable Housing Trust Fund

- GCCOG received over \$1.3 million as part of the REAP program to fund planning projects, including an Affordable Housing Trust Fund



- The Gateway Cities Affordable Housing Trust (GCAFT) was formed in 2023 to help address the region’s housing needs
- Seventeen cities joined the trust, making it the largest regional trust addressing the housing crisis in Los Angeles County

Example Projects – EIFDs in the SCAG Region

- SCAG’s REAP program has funded the following EIFD projects:

Los Angeles County

- City of Covina
- LAC/USC Health Village (Office of County Supervisor Hilda L Solis)
- Heart of Hollywood
- One San Pedro

Imperial County

- County of Imperial

San Bernardino County

- City of Yucaipa
- City of Barstow (feasibility assessment)



REAP 2: Partnerships to Accelerate Transformative Housing

Builds on Connect SoCal by creating foundational conditions that allow housing to be realized, such as financing, infrastructure investments and land use planning.

Lasting Affordability Program

- Supports innovative finance strategies for existing and establishing new housing trusts, land trusts, catalyst funds
- Supports development of permanent funding sources for affordable housing

Awarded
\$45 million
to
14 projects

HIPP Pilot Program

- Focuses on increasing capacity for housing on infill available lands and large corridor-wide and area-wide infill housing initiatives
- Projects: land assessments and inventories, inclusionary housing programs, and zoning code amendments and specific plans

Awarded
\$8 million
to
11 projects

RUSH Pilot Program

- Focuses on investments in utility infrastructure planning and capital improvements to support housing production

Awarded
\$35 million
to
12 projects

Advocacy Efforts

- **Operation Protect REAP 2.0**
 - SCAG leadership supported by robust coalition-building efforts
 - Joint Legislative Budget Agreement restores 83.33% of the governor's proposed REAP 2.0 cut



RHNA Reform Report

- Requirement of AB 101 (2019) that HCD provide the State Legislature recommendations to improve the RHNA process
- Statewide outreach in 2023, including “Sounding Board”
- SCAG submitted a letter of RHNA reform recommendations in September 2023
- Report was due December 31, 2023
- Report was published April 18, 2024
- Addresses issues raised in March 2022 State Auditor’s report
- Ideally implemented prior to the 7th RHNA cycle

Structure

ORGANIZATION OF REPORT

- Recommendations to Legislature
- Policy considerations
- Future HCD efforts
- Appendix

TOPIC AREAS


- Regional Housing Needs Determination process
- Methodology, appeals and allocation process
- RTP/SCS consistency and growth forecasts

Related Legislative Activity

- “California’s Housing Future 2040” is motivating legislative activity on RHNA-related legislation:
 - AB 3093 (Ward) – Would add two new income categories to the RHNA program
 - SB 7 (Blakespear) – Would require outreach to “special needs households,” shorten timeframe for appeals, eliminate sub-regional delegation and shorten HCD review of methodology
 - AB 1335 (Zbur) – Would require the RTP/SCS to assume the development of the full RHNA determination within the first eight years of the RTP/SCS planning cycle

Related Legislative Activity

- AB 2485 (J. Carrillo)
 - SCAG sponsored legislation that increases transparency of the RHNA determination process
 - Passed Assembly Floor, 72-0
 - Next step: Senate Housing Committee on July 2



Housing

Questions & Discussion



BREAK



SUSTAINABLE COMMUNITIES STRATEGY

Looking Back and Planning Ahead

57

2006: California Global Warming Solutions Act (AB 32)



58

2008: Sustainable Communities and Climate Protection Act (SB 375)

"What this will mean is more environmentally-friendly communities, more sustainable developments, less time people spend in their cars, more alternative transportation options and neighborhoods we can safely and proudly pass on to future generations."

-Former Governor Arnold Schwarzenegger

59

Sustainable Communities Strategy

California Government Code 65080(b)(2)(B)

As part of developing the Regional Transportation Plan (RTP) SCAG must now prepare a Sustainable Communities Strategy (SCS)

**Forecasted development (growth) + transportation investments and programs
= GHG emission reduction from passenger vehicles**

60

GHG Emission Reduction Targets

- California Air Resources Board is the regulatory agency
- Original targets were ambitious but achievable: 8% by 2020, 13% by 2035
- Target update in 2018 reflected new regulations (SB 32): 8% by 2020, **19% by 2035**
- *But, the first SB 150 CARB Sustainable Communities Progress Report to the Legislature found that "California is not on track to meet greenhouse gas reductions expected under SB 375"*



61

Region Has Increased Diversity of Housing Types

- Since 2012, the adoption year of SCAG's first RTP/SCS:
 - 500,000 more households and one million more jobs near transit
- GHG emission reduction co-benefits include:
 - Reduced energy and water use/costs
 - Increased access to opportunities and everyday destinations
 - Reduced open space and agricultural land consumption



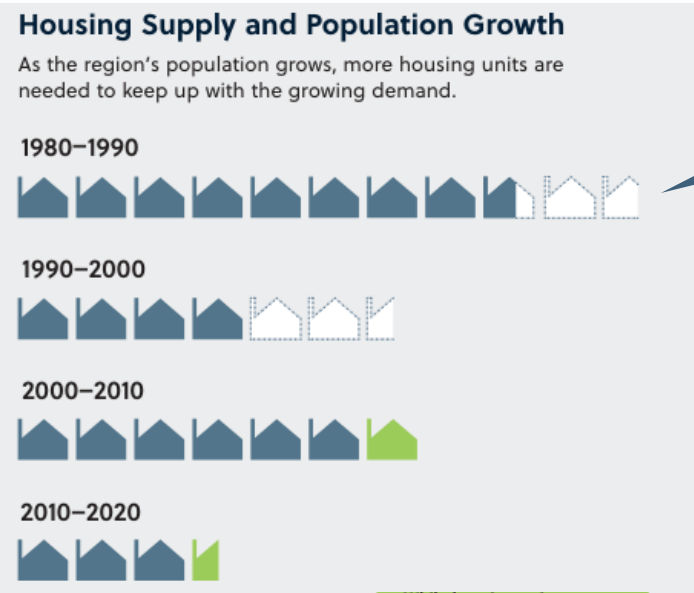
Culver City Mixed-Use TOD
(picture: ArchLenz)



Rialto Affordable TOD Housing
(picture: Related, CA)

62

...Yet Not Generated Enough Units



The region still has a backlog of unmet housing need from the previous decades when not enough housing units were built for the amount that the population grew.

- Housing built to meet population growth needs
- Unmet housing needs
- Housing built beyond population growth needs

Source: U.S. Decennial Census, 1980–2020. Three persons per housing unit assumed, equivalent to the SCAG regional average household size since 2000. Each house represents 100,000 new housing units. The above figures illustrate the housing need but are not a specific estimate of housing need.

Region Has Increased Mobility Options Achieving Significant Localized Benefits

Increased investment in transit revenue miles by 2035:

	2016 (Actual)	2016 RTP/SCS	2020 RTP/SCS	2024 RTP/SCS
Baseline	615,067	616,273	663,664	682,526
Plan	615,067	703,913	765,171	794,031

Over **67,000** new revenue miles by 2035

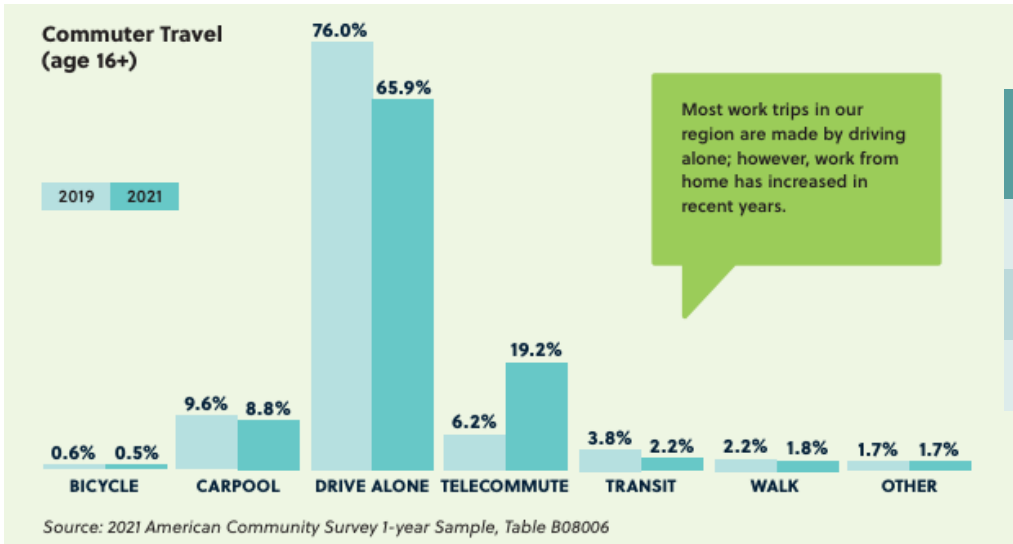
+**111,000** additional with Connect SoCal 2024

Decreased investment in roadway capacity by 2035:

	2016 (Actual)	2016 RTP/SCS	2020 RTP/SCS	2024 RTP/SCS
Baseline	71,492	71,864	72,612	72,979
Plan	71,492	78,262	76,189	76,274

About **2,000** fewer lane miles planned in Connect SoCal 2024

...Yet Realized Only Modest Mode Shift



Regional vehicle miles traveled per capita	
2012	22.8
2016	23.2
2019	22.0

65

Region Has Increased Investment in Local Planning

SCAG Local Planning Assistance, Information Services

Total Award: \$75.9M (Since 2016)

- Sustainable Communities Program/Active Transportation Program: **\$32.6M**
- *Go Human*: **\$16.1M**
- Future Communities Pilot Program: **\$2.7M**
- Subregional Partnership Program: **\$24.46M**

- Planning assistance offered in the last seven years is nearly three times greater than previous ten years
- REAP 1.0 housing planning projects closeout in June 2024
- REAP 2.0 provides additional \$246 million to be spent in four years
- SCAG Regional Data Platform
 - HELPR Tool, SoCal Atlas, Parcel Locator
 - Toolbox Tuesday
 - LIST, GIS Training, LDX Portal

66

...Yet Lost Implementation Capacity

- In 2012, the state ceased operation of local redevelopment agencies (RDAs)
- Established to address "blight," the RDAs were responsible for development, reconstruction and rehabilitation of urban areas and creating community benefits like affordable housing.



Olive Meadow provide 62 units of high-quality, affordable housing for low- and moderate-income families in the heart of San Bernardino

SCAG SCAG's Local Investments Dashboard

Select a County
No category selected

Select a Jurisdiction
Selection required

Select Project Type
No category selected

☰

Select a Project:

- A Safer Prospect: Safety and Traffic Calming Demonstration Project *Hermosa Beach*
- Accelerating Housing Element Implementation *South Bay Cities Council of Governments (SBCCOG)*
- Accessory Dwelling Unit (ADU) Study - Compton *Compton*
- Active Lake Elsinore *Lake Elsinore*
- Active Transportation Outreach and Engagement Support *Garden Grove*
- Active Transportation Outreach and Engagement Support *Huntington Beach*
- Active Transportation Outreach and Engagement Support *Irvine*
- Active Transportation Outreach and Engagement Support *La Habra*
- Active Transportation Outreach and

Select a project from above to learn more information

Total Award Amount
\$234,166,426

Project Type

Project Type	Percentage
Housing	27.2%
Transportation	17.4%
Other Studies	12.4%
Technical Assistance	2.9%
Go Human	1%
Freeway Cap	0.1%
Freeway Mile	1.7%
ERD	0.5%
Curb Space Bundle	0.4%
Corridor Plan	0.6%
Climate Action Plan	0.7%
Active Transportation	17.4%
Wayfinding Plan	0.1%
Workforce Housing	0.1%
Urban Heat Island	0.1%
Urban Greening	0.6%
Utilities	15.6%
Accessory Dwelling Units (ADUs)	2.2%
Registered Land Use	2.8%
Neighborhood Mobility Plan	0.1%
Objective Development Standards	0.7%
Parking	0.5%
Other Studies	0.6%
Recreation Master Plan	0.1%
15 Routes to School	0.8%
8742 Implementation	3%
Sustainability	0.5%
Technical Assistance	1.1%
Traffic Study	0.4%
Traffic Oriented Development	7.3%
Transit Study	2%

SB 375 Next Steps

- Challenges & Opportunities
- SCAG Actions

69

State Concern, yet Lack of Support, for Implementation

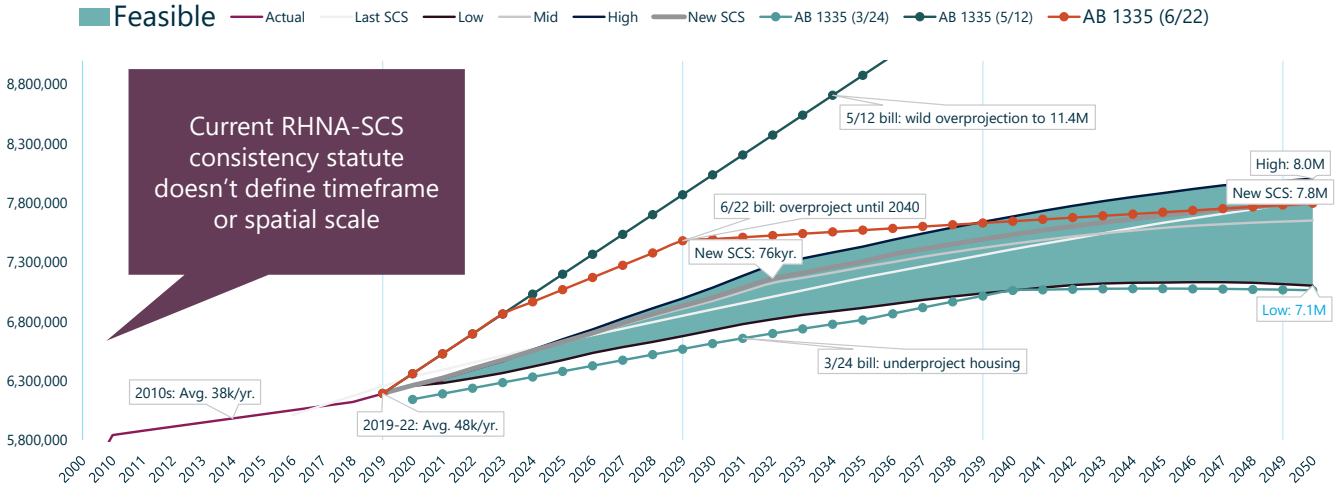
- CARB's own 2022 Sustainable Communities Progress Report on implementation identifies 56 actions needed to support SCS implementation.
 - 52 require state action, including, but not limited to:
 - Funding and Incentives
 - Data and Technical Assistance
 - Interagency Coordination
 - Policy Development



70

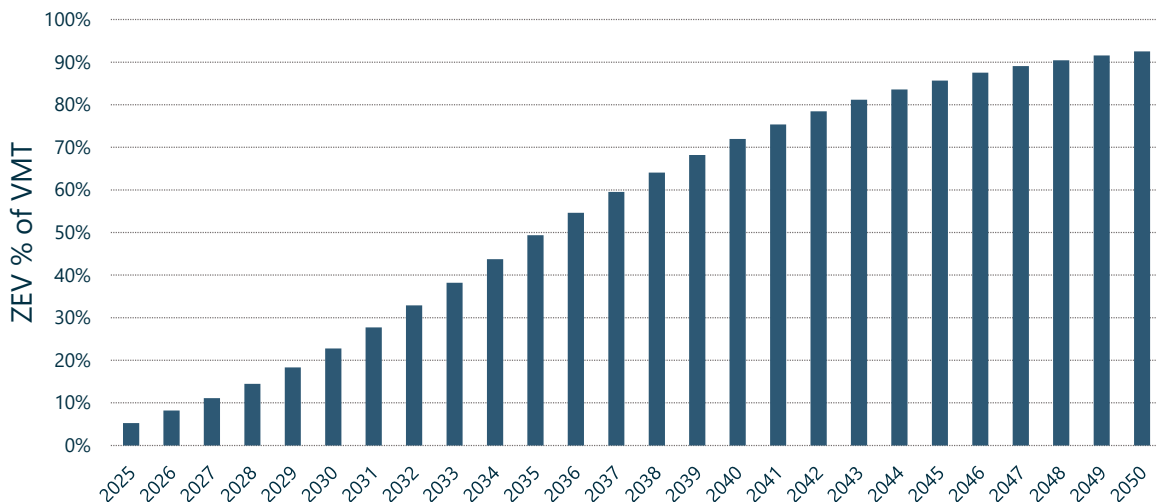
Increasing Conflict between Federal/State Objectives for Regional Plan

Recent state legislative attempts conflict with Clean Air Act requirements: 93.122(b)(1)(ii) Land use, population, employment and other network-based travel model assumptions must be documented and based on the best available information.



Technology Advancement, E-VMT and GHG

- Advanced Clean Cars II regulation necessitates a new framework
- Travel by gas-powered vehicles will decline from 97% today to just 5% by 2050



A Broken Technical Process

- We need to focus on implementation and SCS co-benefits, not modeling exercises or additional layers of analysis
- As vehicle fleet shifts to ZEVs, there are less GHG emissions per mile driven, but economic and quality of life benefits to VMT reduction still worthwhile



73

SCAG Actions

- *Connect SoCal Implementation*
 - Sustainable Communities Program—Plans + Pilots + Programs
 - REAP 2 Implementation
- "Beyond 375"...continued support for Clean Transportation Technologies in Passenger and Goods Movement
- *SCAG and CARB: SB 375 Target Update*
- *SCAG and CALCOG: SB 375/SB 743 Reform*

74

Sustainable Communities Strategy

- Question & Discussion

75



2024-2025 Executive/Administration Committee Retreat

June 28, 2024

WWW.SCAG.CA.GOV

76



RECAP OF DAY 1

The Honorable Curt Hagman, Chair

Friday, June 28, 2024

AGENDA ITEM #1



2024 REGIONAL CONFERENCE & GENERAL ASSEMBLY EVALUATION

Javiera Cartagena, Chief Government and Public Affairs Officer

Friday, June 28, 2024

AGENDA ITEM #2

General Assembly 2024 Summary

902 ^{+5 LY} Registrations
808 ^{+83 LY} Attendees

Social Media

4.5K Impressions
3.9% Engagement Rate

Email

44% Open Rate
8% Click-through Rate

Site

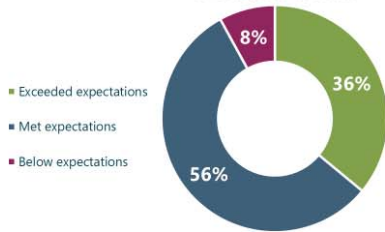
4,802 Users
3,806 New Users

Survey Respondent Data

142 respondents*

Satisfaction Score

"Overall, the event..."



NPS Score

41
NPS
Good (0-30)

Note: Confidence level of 80 with 5% margin of error
SOUTHERN CALIFORNIA ASSOCIATION OF GOVERNMENTS

Sponsorship

\$343,500

GOAL: \$325,000

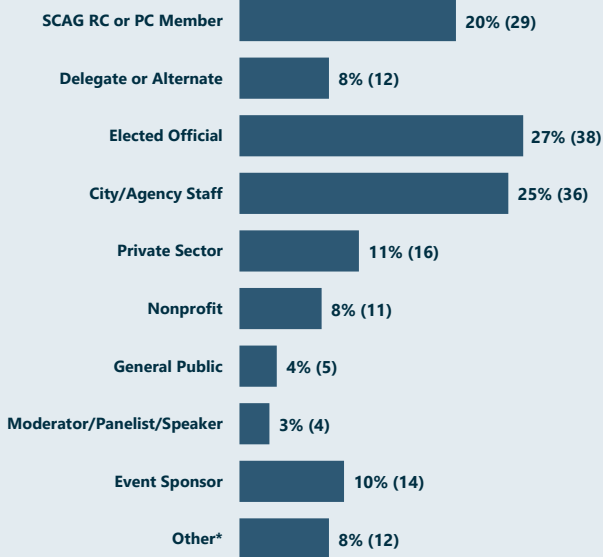
55

SPONSORS



Survey: Audience Insights (142 respondents)

PLEASE CHECK/INDICATE YOUR AFFILIATION:



Note: *Majority of "other" was answered with "in a SCAG meeting/RC meeting"

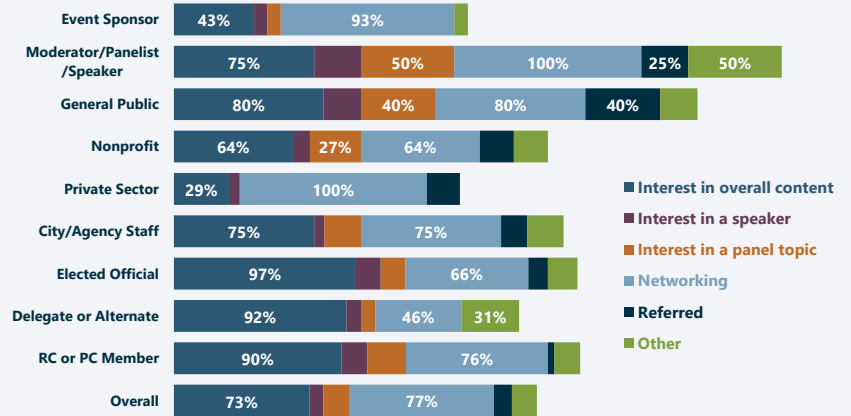
SOUTHERN CALIFORNIA ASSOCIATION OF GOVERNMENTS

HOW DID YOU HEAR ABOUT THE EVENT?



WHAT WERE YOUR MAIN REASONS FOR ATTENDING THIS EVENT?

(please check all that apply)



81

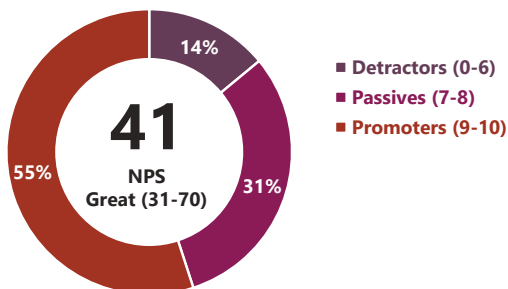
Survey Respondent Data

Survey: Brand Health

- The General Assembly resulted in a positive brand impact for SCAG
- A 41 NPS score is above the average benchmark (35) with 55% of attendees likely to recommend the conference to a friend or colleague
- Over 80% of attendees believe that SCAG's work helps move the region forward

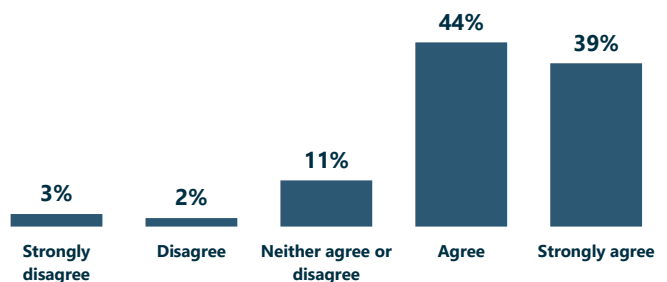
NET PROMOTER SCORE

HOW LIKELY IS IT THAT YOU WOULD RECOMMEND THE SCAG REGIONAL CONFERENCE & GENERAL ASSEMBLY TO A FRIEND OR COLLEAGUE?



BRAND HEALTH SCORE

HOW MUCH DO YOU AGREE OR DISAGREE WITH THE FOLLOWING STATEMENT?
"SCAG'S WORK HELPS TO MOVE THE REGION FORWARD."





PRESIDENTIAL PRIORITIES: REGIONAL COUNCIL & POLICY COMMITTEE OUTLOOKS

Kome Ajise, Executive Director

Friday, June 28, 2024
AGENDA ITEM #3

AGENDA ITEM #4: PRESIDENTIAL PRIORITIES AND EMERGING ISSUES

2023-2024 Accomplishments

- The 2023-2024 EAC Work Plan provided direction to staff for advancing four priorities
 - Regional Policy Development
 - Leadership in Resource Deployment
 - Legislative Action
 - Technology/Innovation Leadership
- Accomplishments are recapped in staff report and serve as foundation for 2024-2025 Presidential Priorities & Objectives

2023-2024 EAC Work Plan Accomplishments

Priority Area #1: Regional Policy Development—Regional Plan Update

2023-2024 Accomplishments:

1. Adopted an agency-wide SCAG Strategic Plan, grounded in extensive external and internal stakeholder participation, that identifies clear priorities, objectives and key results for near and medium-term coordinated actions.
2. Adopted Connect SoCal 2024 to direct resilient transportation investments and guide the region's jurisdictions towards an equitable and sustainable regional development vision.
3. Engaged elected leaders and community partners in the challenges facing Southern California by seeing firsthand examples of solutions through site visits, mobile workshops and training, including hosted tours of the new CA Air Resources Board (CARB) facility in Riverside, the ESRI campus in Redlands and Port Hueneme in Ventura County.
4. Brought together public and private sector leaders to identify challenges, share solutions and advocate for policies that support transit recovery, goods movement, and a smooth transition to clean transportation technologies, all key Presidential Priorities.

Priority Area #2: Leadership in Resource Deployment—Connect SoCal Implementation

2023-2024 Accomplishments:

1. After approving REAP 2021 funding programs and project lists consistent with the adopted program framework, engaged elected officials at every level of government in coordinated advocacy to reverse or mitigate a 50% reduction proposed by the Governor in his initial budget proposal.
2. Approved project lists for Federal and State funding programs administered by SCAG including the 2025 Federal Transportation Improvement Program and the Carbon Reduction Program reflecting an extensive process of stakeholder engagement during the development of the guidelines for those programs.
3. Pursued Infrastructure Investment and Jobs Act (IIJA) and Inflation Reduction Act (IRA) resources for SCAG and partner led efforts to implement Connect SoCal and support regional capacity building to increase local competitiveness for federal and state grants.
4. Engaged and trained local jurisdiction and regional agencies on SCAG's local planning programs and information services to increase the awareness, reach and impact of SCAG services in advancing regional plans and policies.

Priority #3: Legislative Action

2023-2024 Accomplishments:

1. Developed an outreach program and coalition effort to protect \$123 million in REAP funds for the Southern California region.

1

2024-2025 Presidential Priorities & Objectives

1. Drive innovation through **enhanced focus on emerging technologies** in policy committee discussions, mobile workshops and presentations to Regional Council.
2. Continue progress on Presidential Priorities **focusing Regional Council leadership on goods movement, transit recovery and clean transportation technology** with an emphasis on optimizing emerging technologies.
3. Continue to provide oversight and **champion use of the innovative data tools** on the Regional Data Platform (RDP) to build local planning capacity in support of Connect SoCal 2024 implementation strategies at the local policy level.
4. Further dialogue with federal and state agency **leadership on pathways to achieve federal and state goals within the unique context of Southern California** through engagement with the Regional Council.

2024-2025 Presidential Priorities & Objectives (Continued)

5. Continue to **develop the leadership role of Policy Committees** through establishing an annual outlook and regular briefings with SCAG executive staff to align agendas with regional priorities documented in Connect SoCal 2024 and the updated Strategic Plan.
6. Direct process and **adopt CMAQ/STBG Program Guidelines** that implement regional planning policies and strategies in Connect SoCal 2024.
7. Maintain effective **stewardship of vital public funds through monitoring program delivery** of multiple REAP 2.0 programs, champion successes and discuss policy implications.
8. Explore and further **refine SCAG's role in the 2028 Summer Olympics** to support local and regional agencies in providing mobility solutions—including transportation demand management strategies—to deliver a successful Games and achieve lasting impact.

Regional Council (Option 1) Agenda Outlook for FY25

Date	Discussion	Business
September	<ul style="list-style-type: none"> LA 28 Summer Olympics 	
October	<ul style="list-style-type: none"> <i>Presidential Priority:</i> Transit Recovery & Technology NOTE: Conflict with Rosh Hoshana, consider rescheduling 	<ul style="list-style-type: none"> 2025 FTIP and Connect SoCal Amendment 1, Associated Transportation Conformity (proposed final)
November	<ul style="list-style-type: none"> Outside Speaker—HCD: RHNA Report 	<ul style="list-style-type: none"> 2024 Sustainable Communities Program Guidelines Trade Corridors Enhancement Program (TCEP) Regional Nominations
December	Economic Summit (No Meeting)	
January	<ul style="list-style-type: none"> Outside Speaker--CARB: SB 375 & Target Setting NOTE: Conflict with New Years Day for EAC, consider rescheduling 	
February	<ul style="list-style-type: none"> <i>Presidential Priority:</i> Clean Transportation Technology 	<ul style="list-style-type: none"> Clean Cities Coalition Strategic Plan
March	<ul style="list-style-type: none"> Outside Speaker—CTC/CALSTA: Transportation Finance 	
April	<ul style="list-style-type: none"> <i>Presidential Priority:</i> Goods Movement & Technology 	<ul style="list-style-type: none"> STBG/CMAQ Program Guidelines Adoption Smart Cities: Electric Vehicle Incentives Program Draft Guidelines Active Transportation Program (ATP) and Sustainable Communities Program (SCP) Active Transportation & Safety – Recommended Projects

Meeting Structure

- RC Meeting Objectives—Balancing Business and Policy
- In-Person Participation at EAC/RC
- EAC/RC Meeting Day(s)
- RC Meeting Schedule/Economic Summit

Regional Council (Option 2) Agenda Outlook for FY25

Date	Discussion	Business
September	<ul style="list-style-type: none"> LA 28 Summer Olympics 	<ul style="list-style-type: none"> 2025 FTIP and Connect SoCal Amendment 1, Associated Transportation Conformity (proposed final)
October	Rosh Hoshana (No Meeting)	
November	<ul style="list-style-type: none"> Outside Speaker—HCD: RHNA Report 	<ul style="list-style-type: none"> 2024 Sustainable Communities Program Guidelines Trade Corridors Enhancement Program (TCEP) Regional Nominations
December	Economic Update (Without Economic Summit) <i>Presidential Priority: Clean Transportation Technology</i>	
January	New Years Holiday conflicts (No Meeting)	
February	<ul style="list-style-type: none"> <i>Presidential Priority: Transit Recovery & Technology</i> Outside Speaker--CARB: SB 375 & Target Setting 	<ul style="list-style-type: none"> Clean Cities Coalition Strategic Plan
March	<ul style="list-style-type: none"> Outside Speaker—CTC/CALSTA: Transportation Finance 	
April	<ul style="list-style-type: none"> <i>Presidential Priority: Goods Movement & Technology</i> 	<ul style="list-style-type: none"> STBG/CMAQ Program Guidelines Adoption Smart Cities: Electric Vehicle Incentives Program Draft Guidelines Active Transportation Program (ATP) and Sustainable Communities Program (SCP) Active Transportation & Safety – Recommended Projects

Transportation Committee Agenda Outlook for FY25

Date	Connect SoCal	Local Resources	Regional Leadership
Sept.-Dec.	<ul style="list-style-type: none"> 2025 FTIP and Connect SoCal Amendment 1, Associated Transportation Conformity (proposed final) Goods Movement Update, including Comprehensive Sustainable Freight Plan ❖ Zero Emission Truck Infrastructure (ZETI) Study Preliminary Findings Highways to Boulevards Regional Study ❖ Curb Space Management Connect SoCal 2024: Implementation Strategies Progress Report 	<ul style="list-style-type: none"> REAP 2.0 CTC Partnership Program Update REAP 2.0 Regional Pilot Initiatives Program Update ❖ Future Communities Pilot Program and Smart Cities Strategic Plan 	<ul style="list-style-type: none"> ❖ Broadband Permit Streamlining Report Findings ❖ SCAG Digital Equity Toolkit Trade Corridors Enhancement Program (TCEP) Regional Nominations CA High Speed Rail Authority – Los Angeles to Anaheim Segment Update Brightline West

❖ = **Emerging Technology Item**

Anticipated major actions and information items. Does not include all Receive/File (R&F) and Program Updates.

Transportation Committee Agenda Outlook for FY25

Date	Connect SoCal	Local Resources	Regional Leadership
Jan.- March	<ul style="list-style-type: none"> ❖ ZETI Study Final Report • Mobility Hubs Study ❖ Innovative Clean Transit Study (R&F) ❖ Smart Cities Strategic Plan • Comprehensive Sustainable Freight Plan • Highways to Boulevards Regional Study • Connect SoCal 2024: Implementation Strategies Progress Report • Joint Policy Committee: Emerging Technology (Feb) 	<ul style="list-style-type: none"> ❖ Last Mile Freight Program • Active Transportation Program (ATP) and Sustainable Communities Program (SCP) Active Transportation & Safety – Recommended Projects ❖ SCP Smart Cities & Mobility Innovations Final Report • REAP 2.0 CTC Partnership Program Update • REAP 2.0 Regional Pilot Initiatives Program Update 	<ul style="list-style-type: none"> ❖ Clean Cities Coalition Strategic Plan (R&F)
April- June		<ul style="list-style-type: none"> ❖ Smart Cities: Electric Vehicle Incentives Program Draft Guidelines (R&F) • REAP 2.0 CTC Partnership Program Update • REAP 2.0 Regional Pilot Initiatives Program Update • STBG/CMAQ Program Guidelines Adoption 	<ul style="list-style-type: none"> • Transit Transformation Task Force Update

❖ = **Emerging Technology Item**

Anticipated major actions and information items. Does not include all Receive/File (R&F) and Program Updates.

Community, Economic & Human Development Committee Agenda Outlook for FY25

Date	Connect SoCal	Local Resources	Regional Leadership
Sept.- Dec.	<ul style="list-style-type: none"> • Community Stabilization Strategies • Transit Supportive Housing and Land Use Planning • Connect SoCal 2024: Implementation Strategies Progress Report • Expanding Homeownership – Alternative Ownership and Financing Models 	<ul style="list-style-type: none"> • REAP 1.0: Bi-Annual Update • REAP 1.0: Leveraging Public Land for Housing • REAP 1.0: LA Metro Joint Development Partnership for Housing Acceleration • REAP 1.0: Housing Supportive Financing Strategies • REAP 1.0: Economic and Market Analysis for Housing Production 	<ul style="list-style-type: none"> • Inclusive Economic Growth Update • RHNA Reform • Community Land Trusts • Community Development Funding Programs • Overview of Enacted Housing Legislation 2025 • Tribal Data Needs Assessment Project Update

❖ = **Emerging Technology Item**

Anticipated major actions and information items. Does not include all Receive/File (R&F) and Program Updates.

Community, Economic & Human Development Committee Agenda Outlook for FY25

Date	Connect SoCal	Local Program	Regional Leadership
Jan. - March	<ul style="list-style-type: none"> Connect SoCal 2024: Implementation Strategies Progress Report Joint Policy Committee: Emerging Technology (Feb) 	<ul style="list-style-type: none"> REAP 2.0 Update REAP 1.0: Housing Supportive Specific Plans REAP 1.0: Inclusionary Housing 	<ul style="list-style-type: none"> Downtown Revitalization Economic Development Strategies Affirmatively Furthering Fair Housing ❖ Factory Built Housing
April-June	<ul style="list-style-type: none"> Equitable Stakeholder Engagement Strategies 15-Minute Communities Update 	<ul style="list-style-type: none"> REAP 1.0: Parking Strategies to Support Housing REAP 1.0: Housing Trust Funds REAP 1.0: Overcoming Constraints to Housing Production 	<ul style="list-style-type: none"> Elements of Successful Community Development Land Banking Strategies Elements of Equitable Economic Development

❖ = **Emerging Technology Item**

Anticipated major actions and information items. Does not include all Receive/File (R&F) and Program Updates.

Energy & Environment Committee Agenda Outlook for FY25

Date	Connect SoCal	Local Resources	Regional Leadership
Sept.- Dec.	<ul style="list-style-type: none"> 2025 FTIP and Connect SoCal Amendment 1, Associated Transportation Conformity (proposed final) Connect SoCal: Implementation Strategies Progress Report TENT-Resolution No. 24-XXX Approving Connect SoCal 2024 CEQA Addendum No. 1 to Program Environmental Impact Report (State Clearinghouse No. 2022100337) 	<ul style="list-style-type: none"> 2024 Sustainable Communities Program Guidelines Inflation Reduction Act Adaptation/Resilience Funding Climate Pollution Reduction Grant Program State Adaptation/Resilience Funding Groundwater Recharge Panel: Outside Presenters 	<ul style="list-style-type: none"> Micro-grids and resilience State Groundwater Management Act: Outside Presenter SB 375 Target Update Recommendation

❖ = **Emerging Technology Item**

Anticipated major actions and information items. Does not include all Receive/File (R&F) and Program Updates.

Energy & Environment Committee Agenda Outlook for FY25

Date	Connect SoCal	Local Resources	Regional Leadership
Jan.- March	<ul style="list-style-type: none"> ❖ Innovative Clean Transit Study • Joint Policy Committee: Emerging Technology (Feb) 	<ul style="list-style-type: none"> • Water White Paper Phase I • Agriculture and Wildfire Resilience 	<ul style="list-style-type: none"> • Carbon Sequestration – Natural and Farm Lands: Outside Presenter ❖ Clean Cities Coalition Strategic Plan
April- June	<ul style="list-style-type: none"> • Infrastructure Planning for Climate Vulnerability • SALC Study Update 	<ul style="list-style-type: none"> • Climate-Ready Home Hardening • 30x30 – LA County Parks Needs Assessment+ Outside Presenter ❖ Smart Cities: Electric Vehicle Incentives Program Draft Guidelines 	

❖ = **Emerging Technology Item**

Anticipated major actions and information items. Does not include all Receive/File (R&F) and Program Updates.

Ways to Get Involved

- Legislative advocacy
 - Sacramento Summit (March 2025)
 - California Transportation Congressional Reception in Washington, D.C. (May 2025)
- Emerging technology mobile workshops
- Project milestone events
- SCAG projects in the field





WRAP UP

Kome Ajise, Executive Director

Friday, June 28, 2024

AGENDA ITEM #4



ADJOURN



Southern California Association of Governments
June 27-28, 2024

To: Executive/Administration Committee (EAC)

EXECUTIVE DIRECTOR'S
APPROVAL

From: Javiera Cartagena, Chief Government and Public Affairs Officer
(213) 236-1980, cartagena@scag.ca.gov

Subject: 2024 Regional Conference & General Assembly Post-Event Recap

RECOMMENDED ACTION:

Information Only – No Action Required

STRATEGIC PRIORITIES:

This item supports the following Strategic Priorities: 2. Be a cohesive and influential voice for the region; 3. Spur innovation and action through leadership in research, analysis and information sharing.

EXECUTIVE SUMMARY:

More than 800 regional civic and business leaders attended SCAG's 59th Annual Regional Conference and General Assembly from May 2-3, 2024, in Palm Desert, California. The event convened leaders on topics relevant to the implementation of Connect SoCal 2024 to build regional collaboration toward achieving common goals. This report provides an overview of the event.

BACKGROUND:

The Regional Conference and General Assembly is SCAG's premier annual event, drawing elected officials, jurisdiction staff, and community and business leaders from across the six-county region. The General Assembly portion of the event is an annual meeting of delegates representing 191 cities in Southern California. The conference portion of the event features programming that allows key constituencies to explore planning and policy areas in a collaborative environment.

Programming Highlights

Following the April 2024 adoption of the Regional Transportation Plan/Sustainable Communities Strategy, Connect SoCal 2024, SCAG's 2024 Regional Conference focused on regional collaboration and implementation strategies.

Thursday, May 2

Panel sessions on Thursday, May 2, focused on important topic areas for Connect SoCal 2024:

- Improving customer experience in public transportation via innovation and improved coordination.
- Collaborating to improve regional economic resilience.

-
- Transitioning to electric vehicles, and implications for utilities and the transportation system.
 - Creating complete communities to develop vibrant neighborhoods with a sense of place.

Thursday also featured a showcase of forward-thinking student poster and StoryMap presentations.

SCAG highlighted outstanding local projects at the 2024 SCAG Sustainability Awards Luncheon, hosted by Emmy Award-Winning Journalist Christina Pascucci.

Friday, May 3

International speaker, communication expert and author Sarita Maybin delivered a keynote with proven communication strategies to achieve positive change while navigating challenges and obstacles.

The plenary session panel featured a discussion among metropolitan planning association (MPO) leaders with insights on how regional planning can advance priorities and solve challenges beyond individual communities.

Registration and Ticket Sales

In the lead-up to the conference, the Media and Public Affairs promoted conference registration via owned media channels, including email marketing, organic social media activity and information on SCAG's website.

Email marketing was most successful in generating registrations, followed closely by website traffic to the event landing page. Social media posts engaging sponsors to repost information about the conference also boosted registrations.

Overall, the number of registrations for the event was 902, exceeding past years' ticket sales and generating approximately \$86,100 in revenue (compared with \$50,000 for the 2023 event and \$43,000 for the 2022 event).

Registrations break down as follows by audience:

- 31% Elected officials
- 31% General admission
- 13% Sponsors
- 8% Students, speakers, and awardees
- 6% City managers

The remaining 11% of registrations were SCAG staff.

Sponsorships

This year's sponsorship effort, involving the General Assembly Host Committee, raised \$343,500 from 55 sponsors, exceeding this year's goal of \$325,000.

This total surpasses the amount of sponsorship dollars raised in both 2023 (\$323,700) and 2022 (\$322,500).

Post-Event Survey Results

To evaluate the overall performance of the event, SCAG staff conducted an online survey to gather feedback from 2024 Regional Conference and General Assembly attendees.

Surveys were made available via a scannable QR code on conference signage, as well as in emails to conference attendees and sponsors immediately following the event. The survey was open for 14 days and received more than 142 responses from attendees. Key findings include:

- 92% of respondents said the conference met (56%) or exceeded (36%) their expectations.
- 91% of attendees expressed high rates of satisfaction with the new online and electronic onsite registration process.
- 75% of respondents listed networking opportunities as the leading factor in deciding to attend the conference.
- Each conference session received a weighted score from zero to five based on respondents' reporting of satisfaction on a likert scale; scores are as follows:
 - Keynote Address: Sarita Maybin – 4.41
 - Creating Complete Communities – 4.23
 - Investing in Economic Resilience – 4.13
 - Thriving Regions – 4.14
 - Transit Recovery and Beyond – 4.11
 - Zero Emission Vehicles and Transportation Funding – 4.06
- 90% of respondents consider themselves likely to attend future SCAG conferences.
- Overall, sponsors who completed the survey indicated a likelihood of support for future events.

A full report of the survey responses is attached.

FISCAL IMPACT:

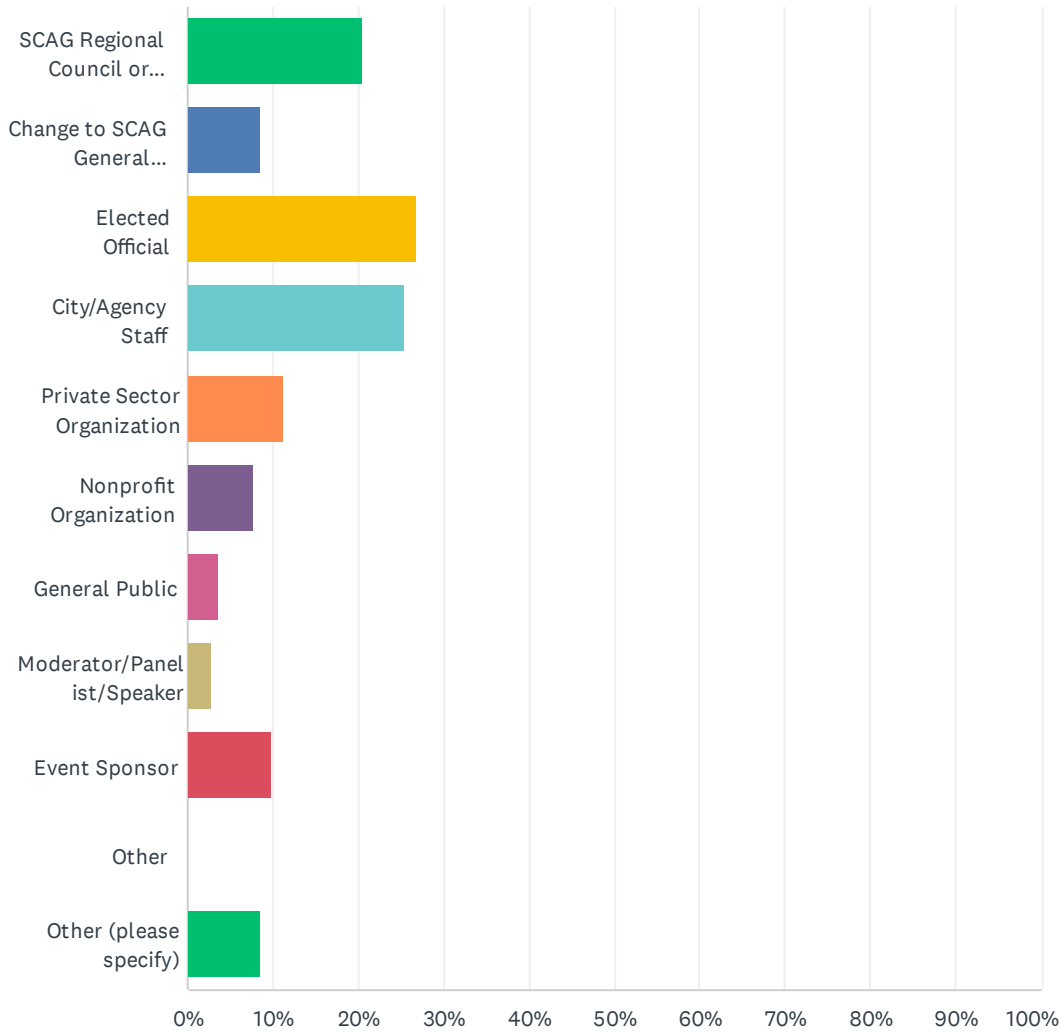
None.

ATTACHMENT(S):

1. Survey Results_5.17.24
-

Q1 Please check/indicate your affiliation:

Answered: 142 Skipped: 0



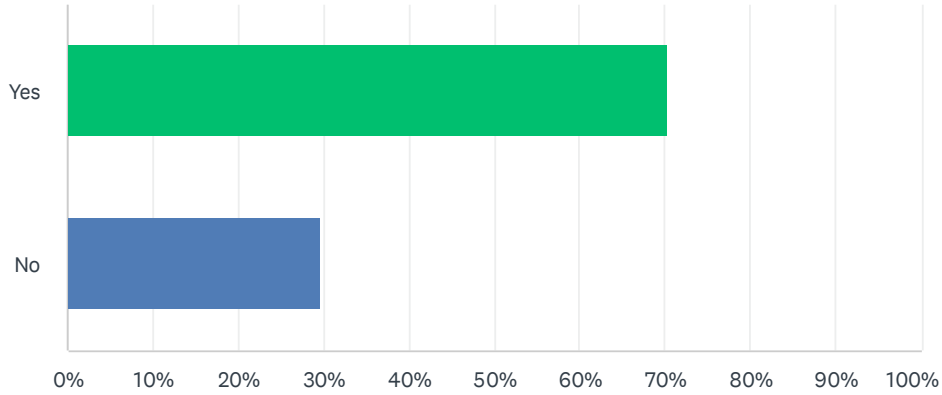
2024 Regional Conference & General Assembly Attendee Survey

ANSWER CHOICES	RESPONSES	
SCAG Regional Council or Policy Committee Member	20.42%	29
Change to SCAG General Assembly Delegate or Alternate	8.45%	12
Elected Official	26.76%	38
City/Agency Staff	25.35%	36
Private Sector Organization	11.27%	16
Nonprofit Organization	7.75%	11
General Public	3.52%	5
Moderator/Panelist/Speaker	2.82%	4
Event Sponsor	9.86%	14
Other	0.00%	0
Other (please specify)	8.45%	12
Total Respondents: 142		

Attachment: Survey Results_5.17.24 (2024 Regional Conference & General Assembly Post-Event Recap)

Q2 Have you attended a SCAG event before? (e.g., SCAG Regional Conference and General Assembly, Southern California Economic Summit, Demographic Workshop)

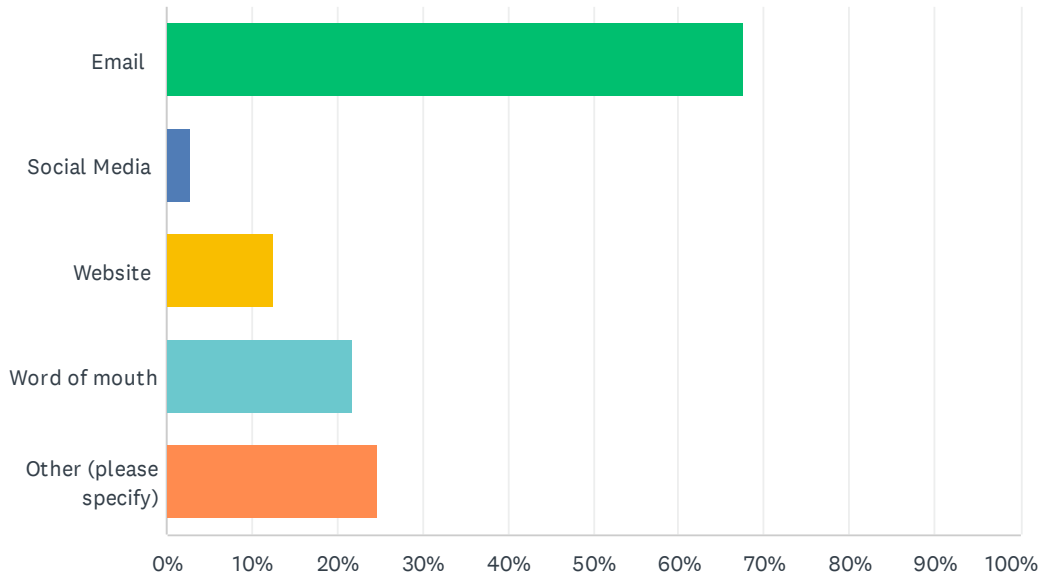
Answered: 142 Skipped: 0



ANSWER CHOICES	RESPONSES	
Yes	70.42%	100
No	29.58%	42
TOTAL		142

Q3 How did you hear about this event? (please check all that apply)

Answered: 142 Skipped: 0

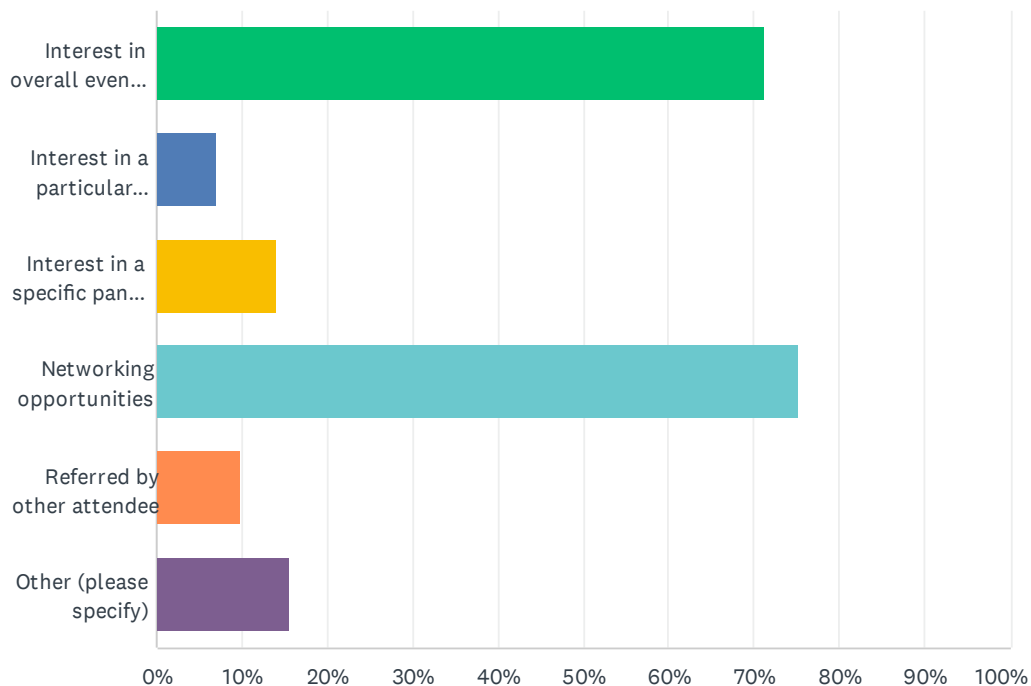


ANSWER CHOICES	RESPONSES	
Email	67.61%	96
Social Media	2.82%	4
Website	12.68%	18
Word of mouth	21.83%	31
Other (please specify)	24.65%	35
Total Respondents: 142		

Attachment: Survey Results_5.17.24 (2024 Regional Conference & General Assembly Post-Event Recap)

Q4 What were your main reasons for attending this event? (please check all that apply)

Answered: 142 Skipped: 0

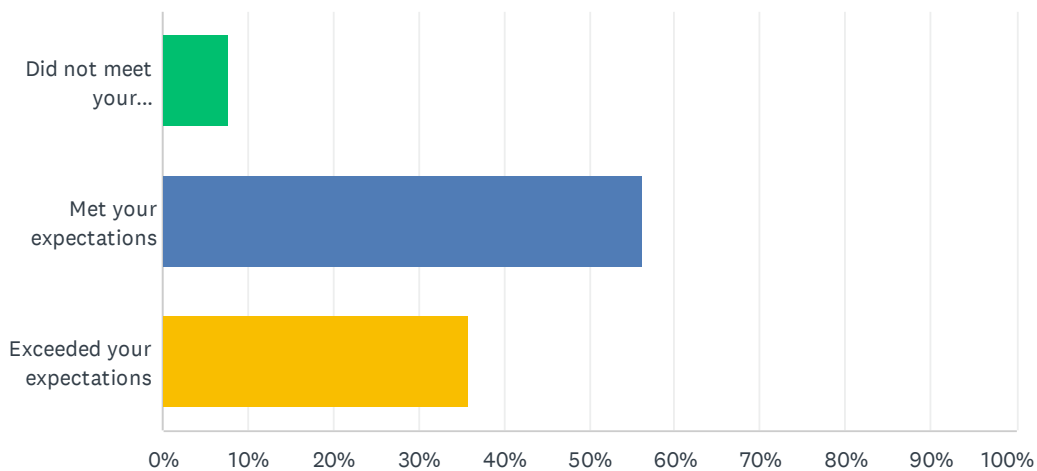


ANSWER CHOICES	RESPONSES	
Interest in overall event content	71.13%	101
Interest in a particular speaker	7.04%	10
Interest in a specific panel topic	14.08%	20
Networking opportunities	75.35%	107
Referred by other attendee	9.86%	14
Other (please specify)	15.49%	22
Total Respondents: 142		

Attachment: Survey Results_5.17.24 (2024 Regional Conference & General Assembly Post-Event Recap)

Q5 Overall, the event:

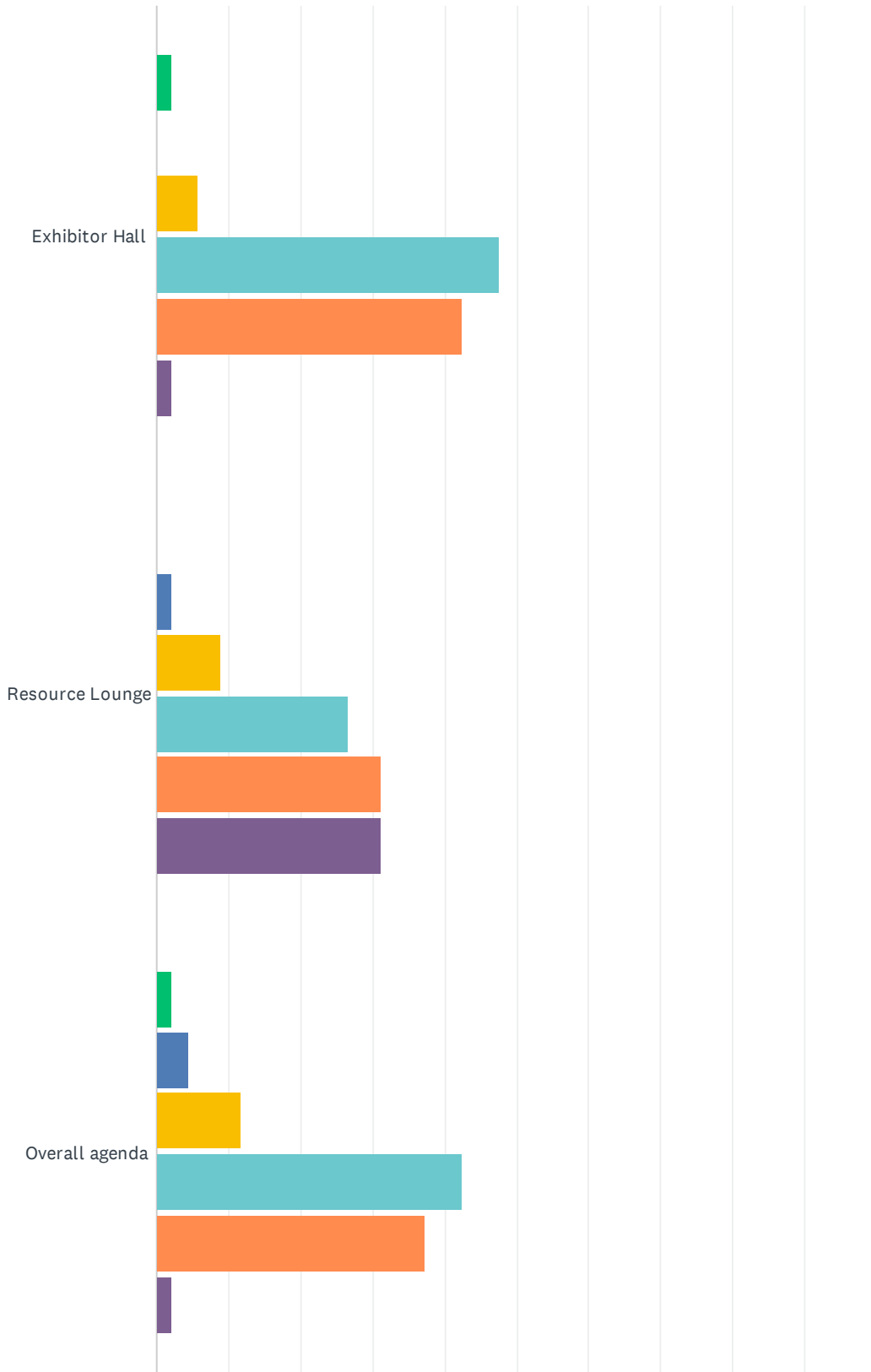
Answered: 142 Skipped: 0

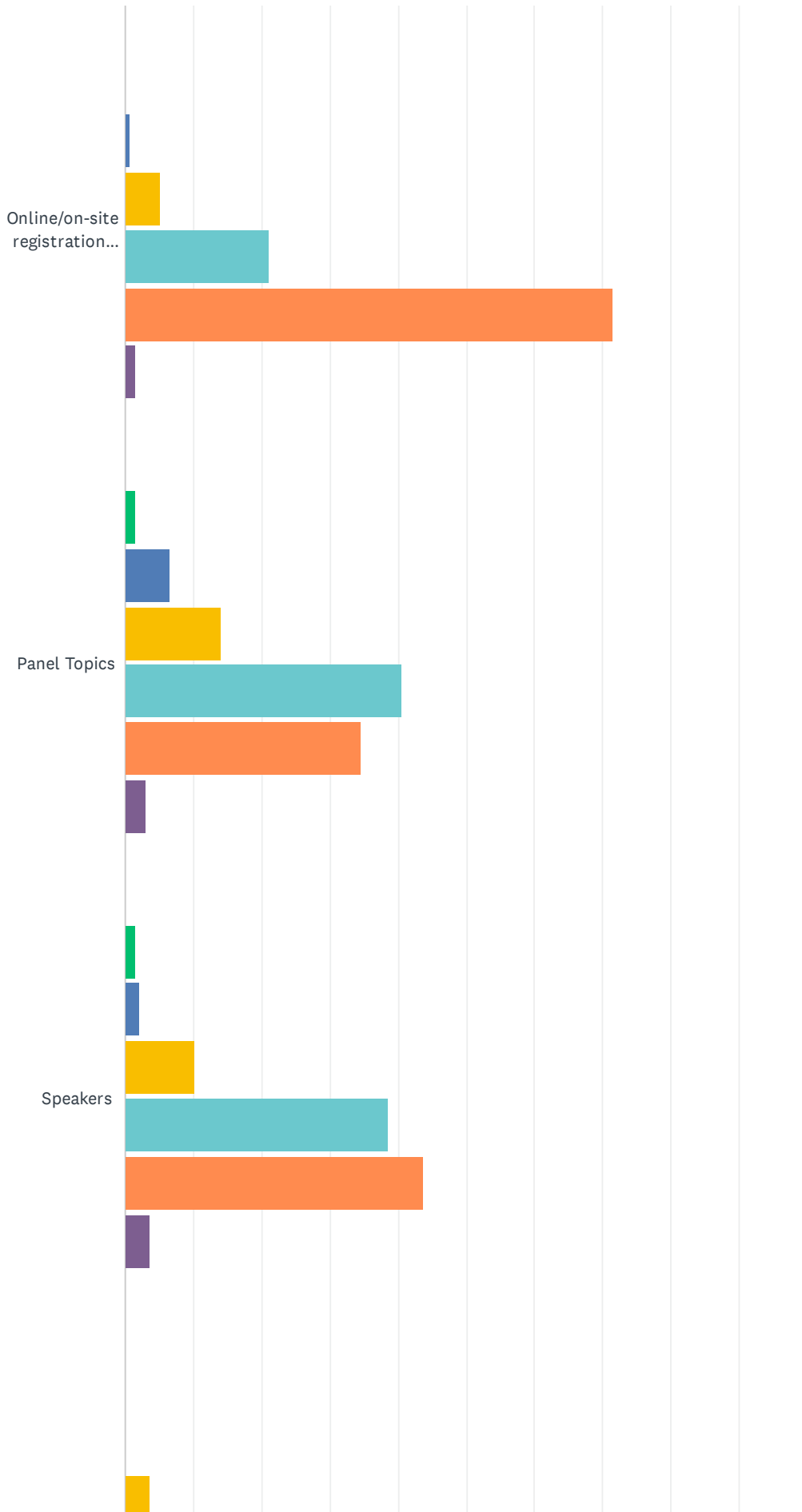


ANSWER CHOICES	RESPONSES	
Did not meet your expectations	7.75%	11
Met your expectations	56.34%	80
Exceeded your expectations	35.92%	51
TOTAL		142

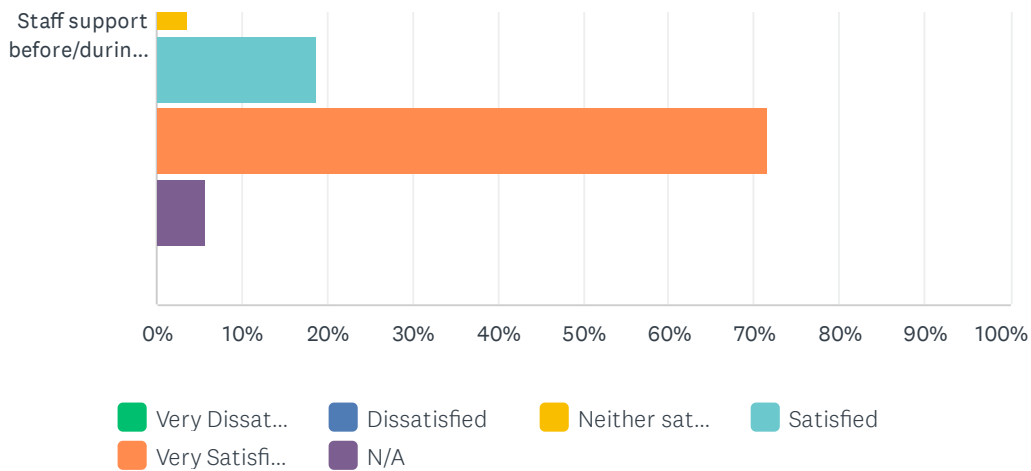
Q6 Please indicate your satisfaction or dissatisfaction with the following aspects of the event:

Answered: 141 Skipped: 1





2024 Regional Conference & General Assembly Attendee Survey

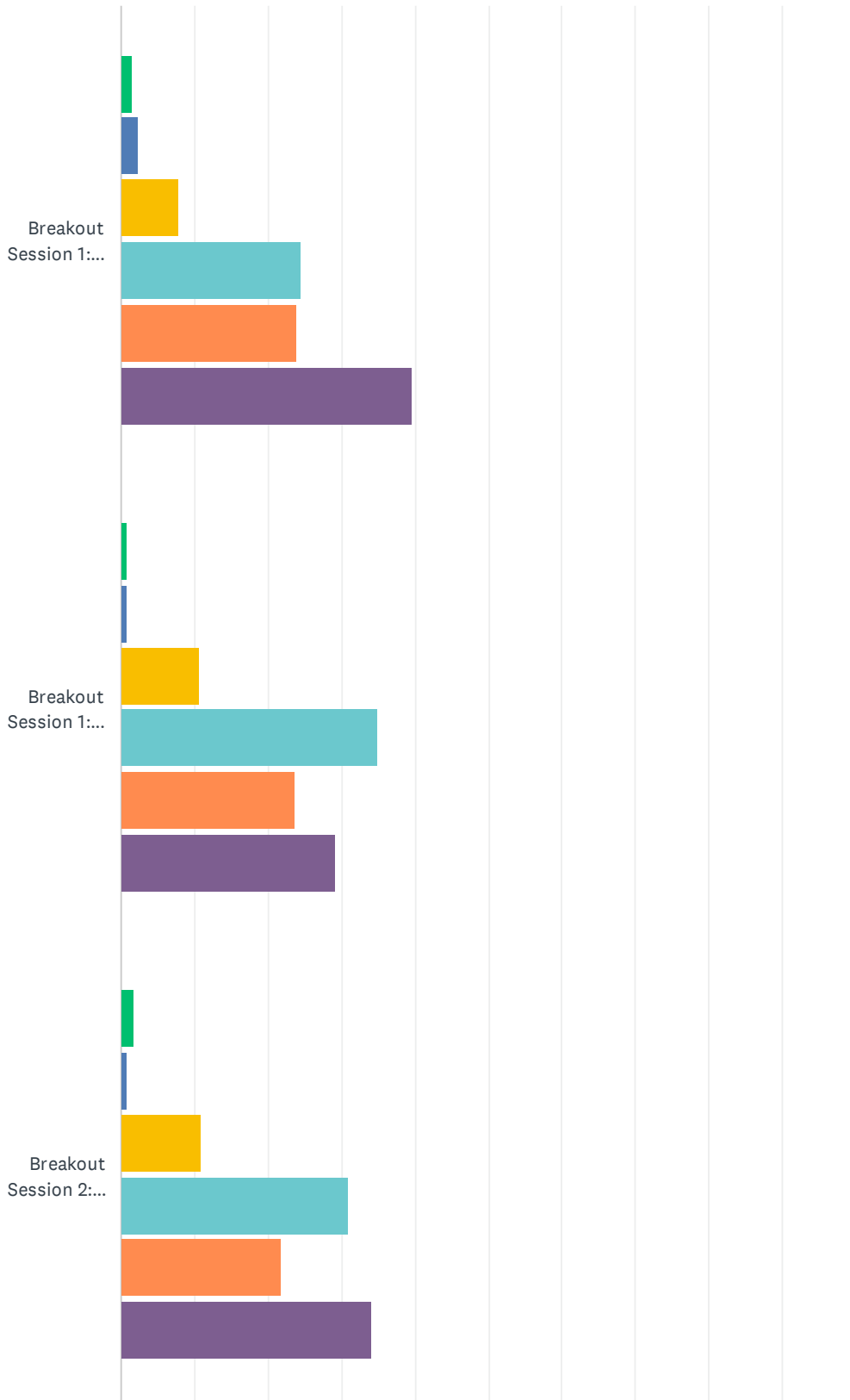


	VERY DISSATISFIED	DISSATISFIED	NEITHER SATISFIED NOR DISSATISFIED	SATISFIED	VERY SATISFIED	N/A	TOTAL	WEIGHTED AVERAGE
Exhibitor Hall	2.16% 3	0.00% 0	5.76% 8	47.48% 66	42.45% 59	2.16% 3	139	4.3
Resource Lounge	0.00% 0	2.22% 3	8.89% 12	26.67% 36	31.11% 42	31.11% 42	135	4.2
Overall agenda	2.19% 3	4.38% 6	11.68% 16	42.34% 58	37.23% 51	2.19% 3	137	4.1
Online/on-site registration process	0.00% 0	0.73% 1	5.11% 7	21.17% 29	71.53% 98	1.46% 2	137	4.6
Panel Topics	1.47% 2	6.62% 9	13.97% 19	40.44% 55	34.56% 47	2.94% 4	136	4.0
Speakers	1.46% 2	2.19% 3	10.22% 14	38.69% 53	43.80% 60	3.65% 5	137	4.2
Staff support before/during the event	0.00% 0	0.00% 0	3.62% 5	18.84% 26	71.74% 99	5.80% 8	138	4.7

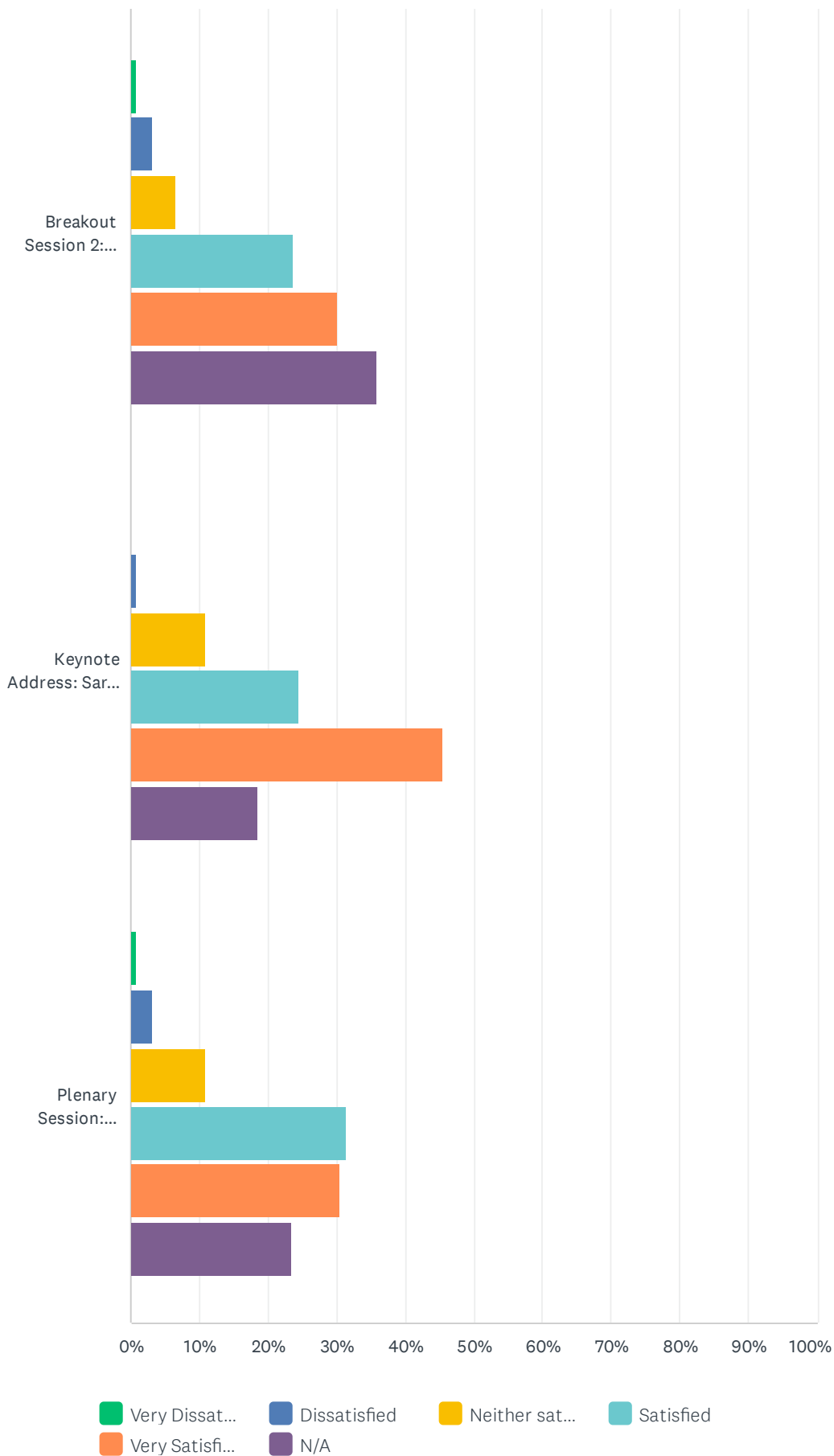
Attachment: Survey Results_5.17.24 (2024 Regional Conference & General Assembly Post-Event Recap)

Q7 Please indicate your satisfaction or dissatisfaction with the content of the program sessions?

Answered: 137 Skipped: 5



2024 Regional Conference & General Assembly Attendee Survey



Attachment: Survey Results_5.17.24 (2024 Regional Conference & General Assembly Post-Event Recap)

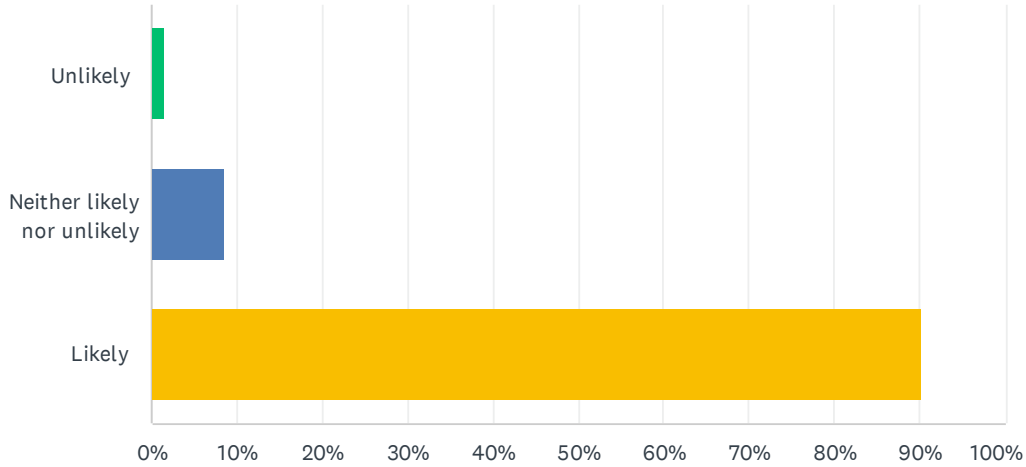
2024 Regional Conference & General Assembly Attendee Survey

	VERY DISSATISFIED	DISSATISFIED	NEITHER SATISFIED NOR DISSATISFIED	SATISFIED	VERY SATISFIED	N/A	TOTAL	WEIGHTED AVERAGE
Breakout Session 1: Transit Recovery and Beyond	1.59% 2	2.38% 3	7.94% 10	24.60% 31	23.81% 30	39.68% 50	126	4.1
Breakout Session 1: Investing in Economic Resilience	0.81% 1	0.81% 1	10.57% 13	34.96% 43	23.58% 29	29.27% 36	123	4.1
Breakout Session 2: Running on Empty	1.67% 2	0.83% 1	10.83% 13	30.83% 37	21.67% 26	34.17% 41	120	4.0
Breakout Session 2: Creating Complete Communities	0.81% 1	3.25% 4	6.50% 8	23.58% 29	30.08% 37	35.77% 44	123	4.2
Keynote Address: Sarita Maybin	0.00% 0	0.77% 1	10.77% 14	24.62% 32	45.38% 59	18.46% 24	130	4.4
Plenary Session: Thriving Regions	0.78% 1	3.13% 4	10.94% 14	31.25% 40	30.47% 39	23.44% 30	128	4.1

Attachment: Survey Results_5.17.24 (2024 Regional Conference & General Assembly Post-Event Recap)

Q8 Based on your experience with this event, how likely are you to attend the SCAG Regional Conference and General Assembly again?

Answered: 142 Skipped: 0

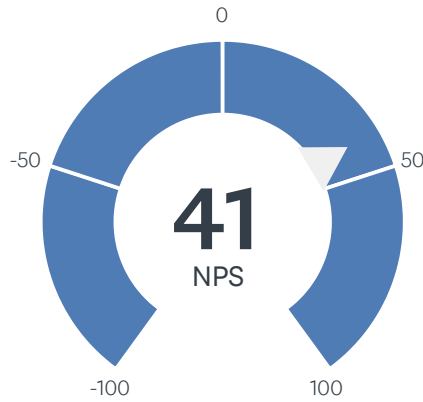


ANSWER CHOICES	RESPONSES	
Unlikely	1.41%	2
Neither likely nor unlikely	8.45%	12
Likely	90.14%	128
TOTAL		142

Attachment: Survey Results_5.17.24 (2024 Regional Conference & General Assembly Post-Event Recap)

Q9 How likely is it that you would recommend the SCAG Regional Conference & General Assembly to a friend or colleague?

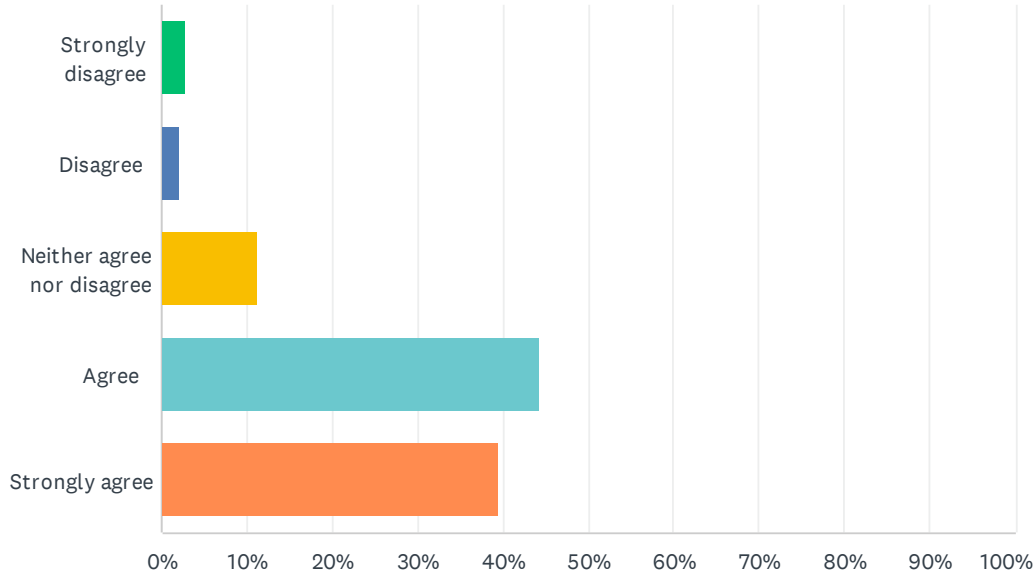
Answered: 142 Skipped: 0



DETRACTORS (0-6)	PASSIVES (7-8)	PROMOTERS (9-10)	NET PROMOTER® SCORE
14% 20	31% 44	55% 78	41

Q10 How much do you agree or disagree with the following statement? “SCAG’s work helps to move the region forward.”

Answered: 142 Skipped: 0

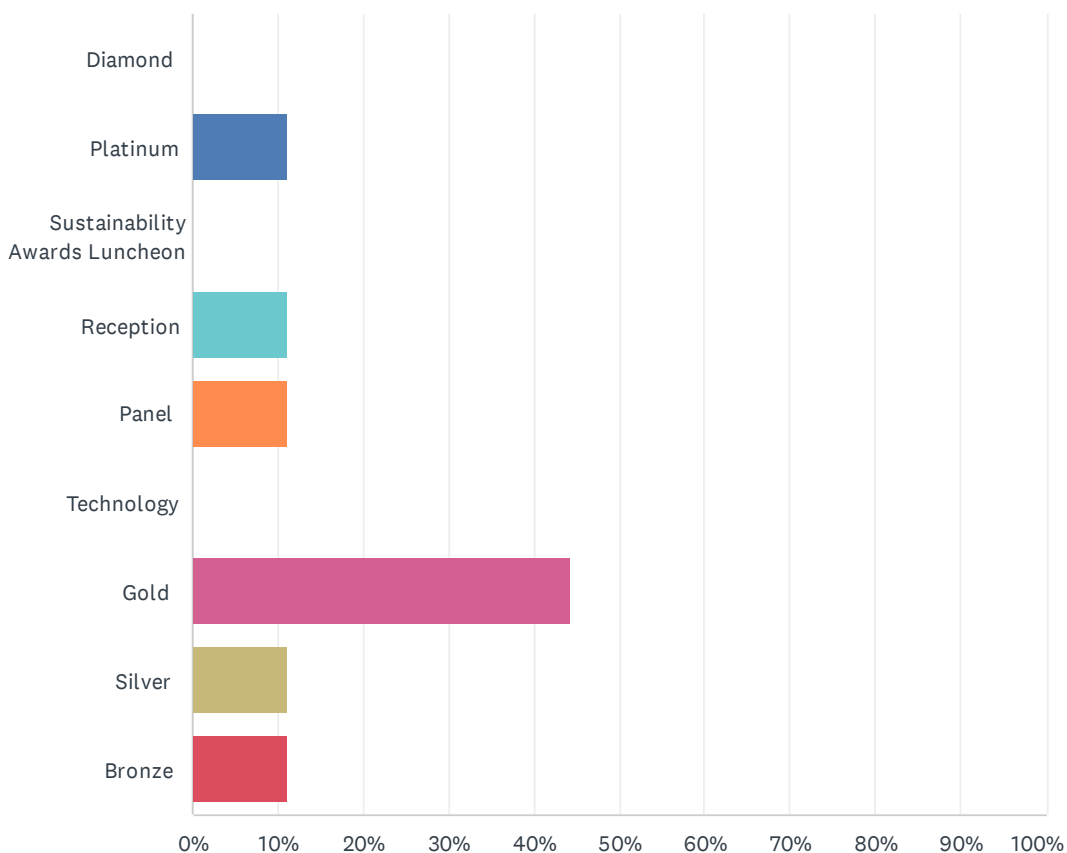


ANSWER CHOICES	RESPONSES	
Strongly disagree	2.82%	4
Disagree	2.11%	3
Neither agree nor disagree	11.27%	16
Agree	44.37%	63
Strongly agree	39.44%	56
TOTAL		142

Attachment: Survey Results_5.17.24 (2024 Regional Conference & General Assembly Post-Event Recap)

Q14 Select your sponsorship tier.

Answered: 9 Skipped: 133

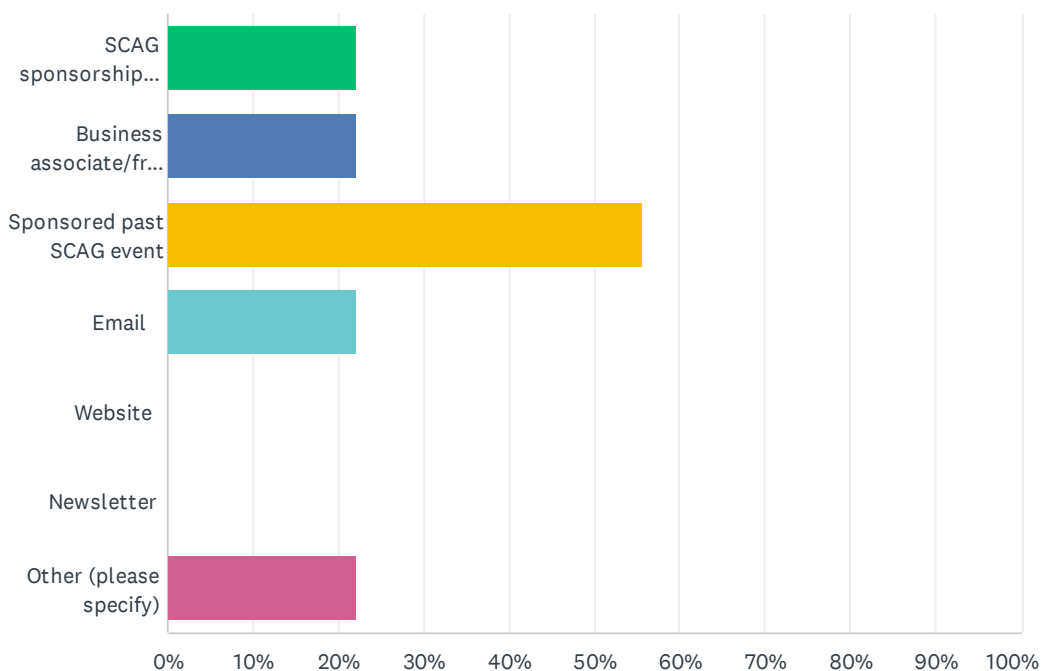


ANSWER CHOICES	RESPONSES	
Diamond	0.00%	0
Platinum	11.11%	1
Sustainability Awards Luncheon	0.00%	0
Reception	11.11%	1
Panel	11.11%	1
Technology	0.00%	0
Gold	44.44%	4
Silver	11.11%	1
Bronze	11.11%	1
TOTAL		9

Attachment: Survey Results_5.17.24 (2024 Regional Conference & General Assembly Post-Event Recap)

Q15 How did you hear about sponsorship opportunities for this event?

Answered: 9 Skipped: 133

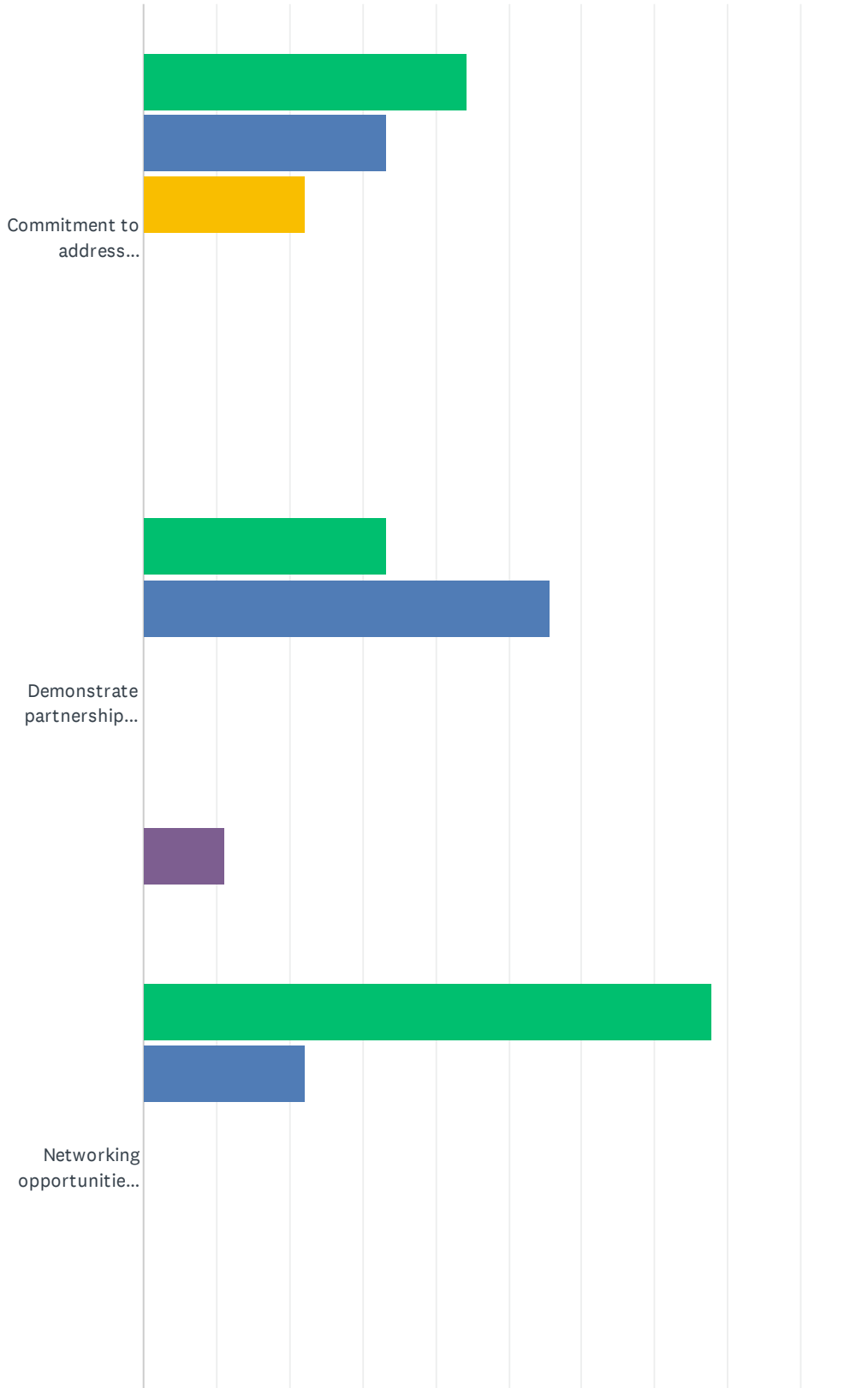


ANSWER CHOICES	RESPONSES	
SCAG sponsorship packet	22.22%	2
Business associate/friend	22.22%	2
Sponsored past SCAG event	55.56%	5
Email	22.22%	2
Website	0.00%	0
Newsletter	0.00%	0
Other (please specify)	22.22%	2
Total Respondents: 9		

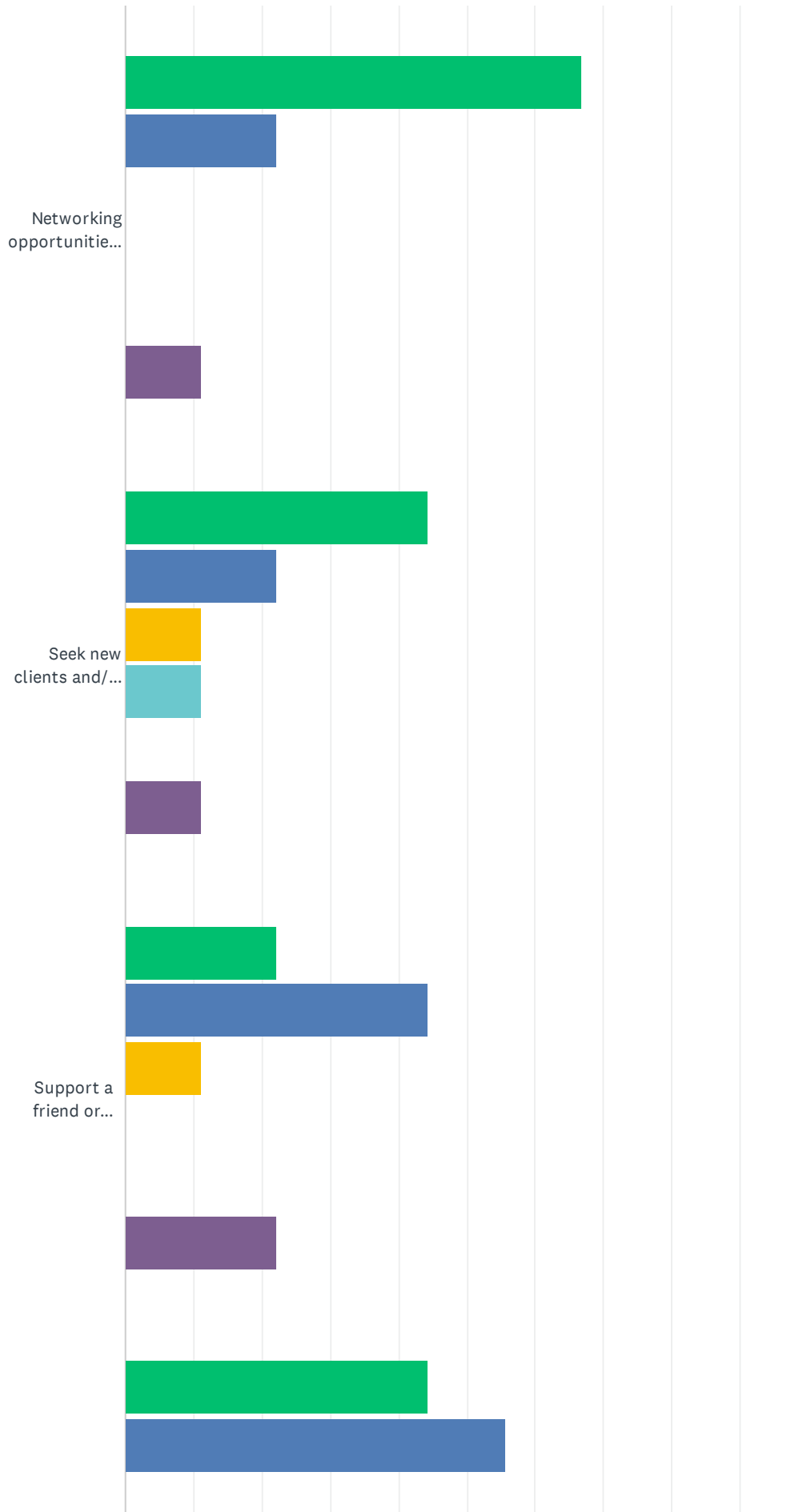
Attachment: Survey Results_5.17.24 (2024 Regional Conference & General Assembly Post-Event Recap)

Q16 How important are the following outcomes to your company when considering sponsorship of the Regional Conference & General Assembly?

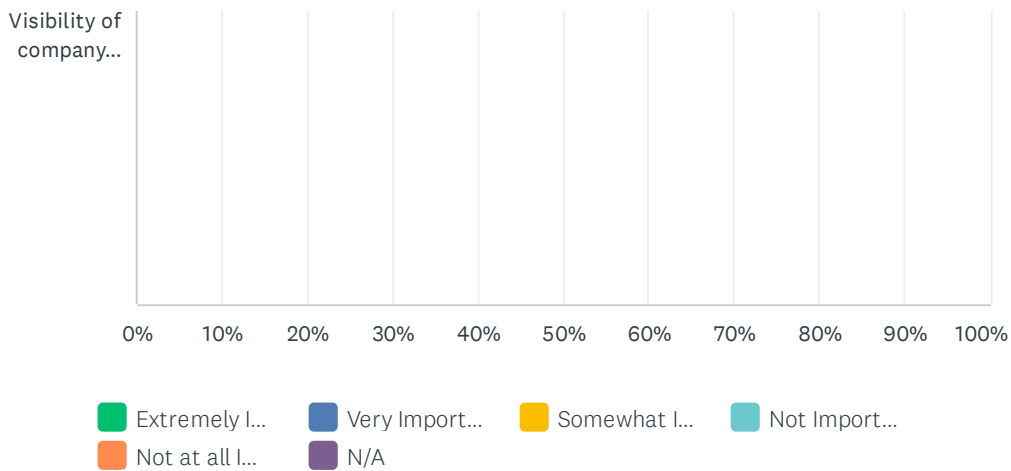
Answered: 9 Skipped: 133



Attachment: Survey Results_5.17.24 (2024 Regional Conference & General Assembly Post-Event Recap)



2024 Regional Conference & General Assembly Attendee Survey

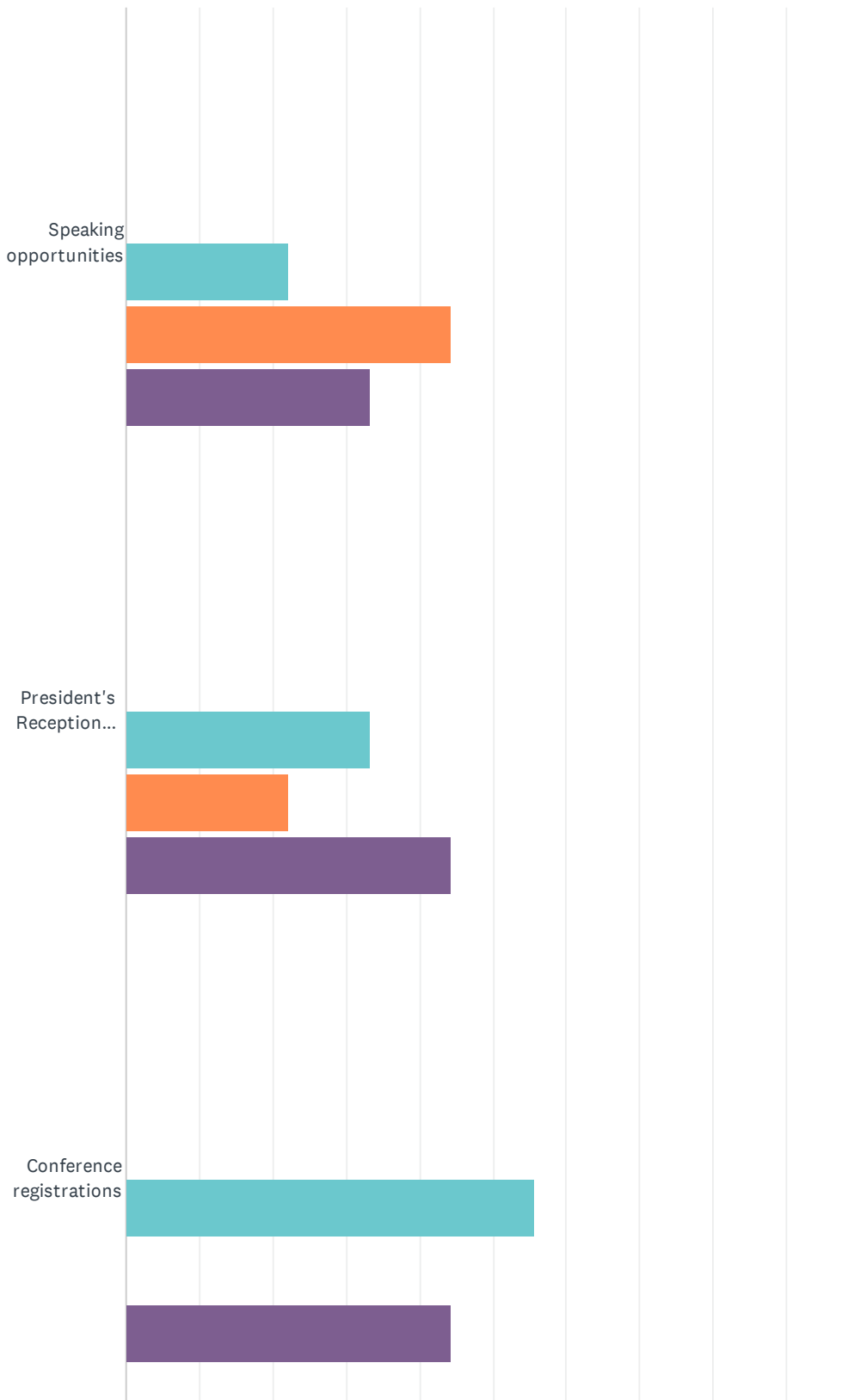


	EXTREMELY IMPORTANT	VERY IMPORTANT	SOMEWHAT IMPORTANT	NOT IMPORTANT	NOT AT ALL IMPORTANT	N/A	TOTAL	WEIGHTED AVERAGE
Commitment to address regional issues	44.44% 4	33.33% 3	22.22% 2	0.00% 0	0.00% 0	0.00% 0	9	3.22
Demonstrate partnership with SCAG	33.33% 3	55.56% 5	0.00% 0	0.00% 0	0.00% 0	11.11% 1	9	3.38
Networking opportunities with city/agency staff	77.78% 7	22.22% 2	0.00% 0	0.00% 0	0.00% 0	0.00% 0	9	3.78
Networking opportunities with elected officials	66.67% 6	22.22% 2	0.00% 0	0.00% 0	0.00% 0	11.11% 1	9	3.75
Seek new clients and/or business opportunities	44.44% 4	22.22% 2	11.11% 1	11.11% 1	0.00% 0	11.11% 1	9	3.13
Support a friend or colleague	22.22% 2	44.44% 4	11.11% 1	0.00% 0	0.00% 0	22.22% 2	9	3.14
Visibility of company name/logo	44.44% 4	55.56% 5	0.00% 0	0.00% 0	0.00% 0	0.00% 0	9	3.44

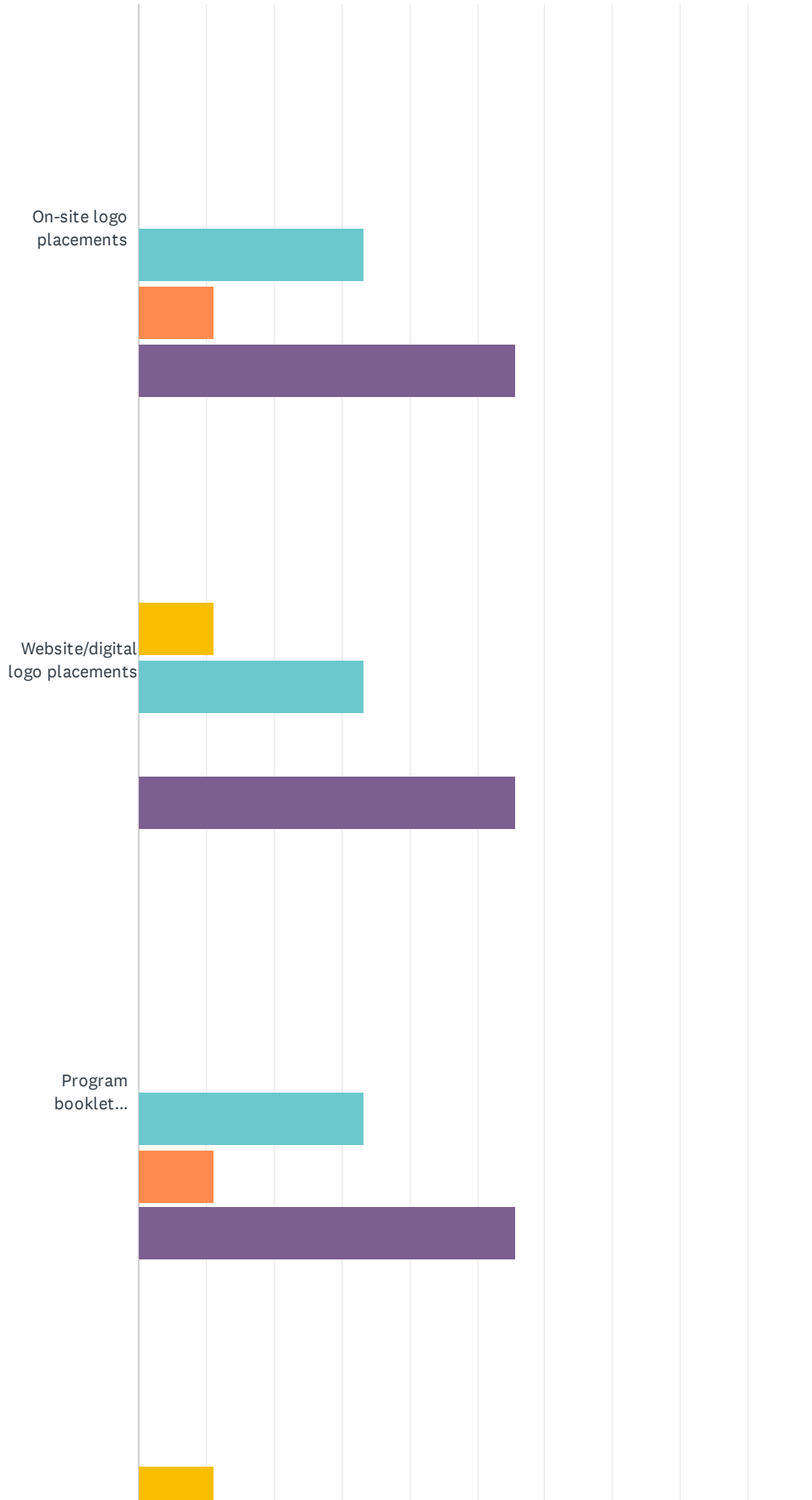
Attachment: Survey Results_5.17.24 (2024 Regional Conference & General Assembly Post-Event Recap)

Q17 How satisfied or dissatisfied were you with the following sponsorship benefits?

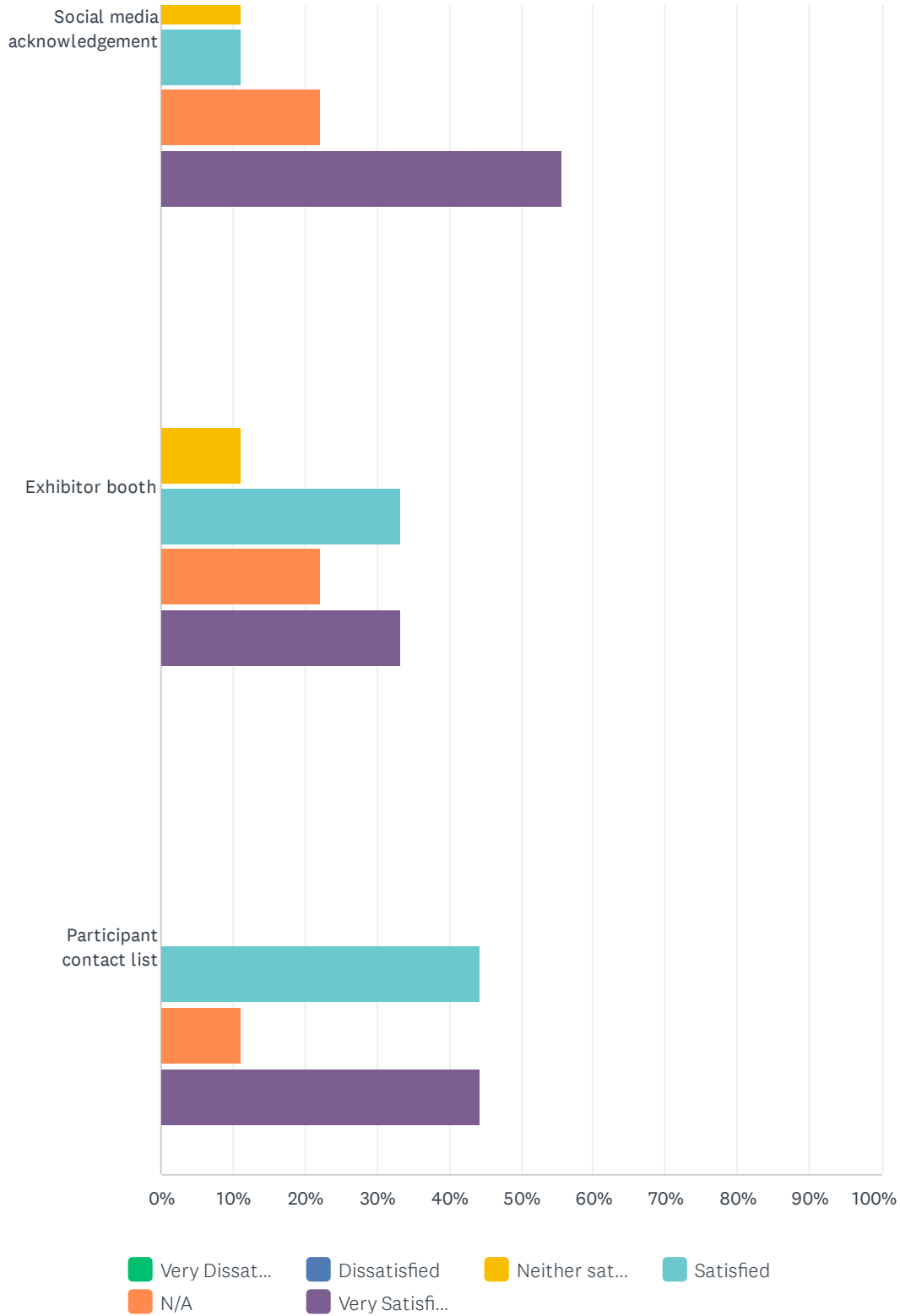
Answered: 9 Skipped: 133



Attachment: Survey Results_5.17.24 (2024 Regional Conference & General Assembly Post-Event Recap)



2024 Regional Conference & General Assembly Attendee Survey



Attachment: Survey Results_5.17.24 (2024 Regional Conference & General Assembly Post-Event Recap)

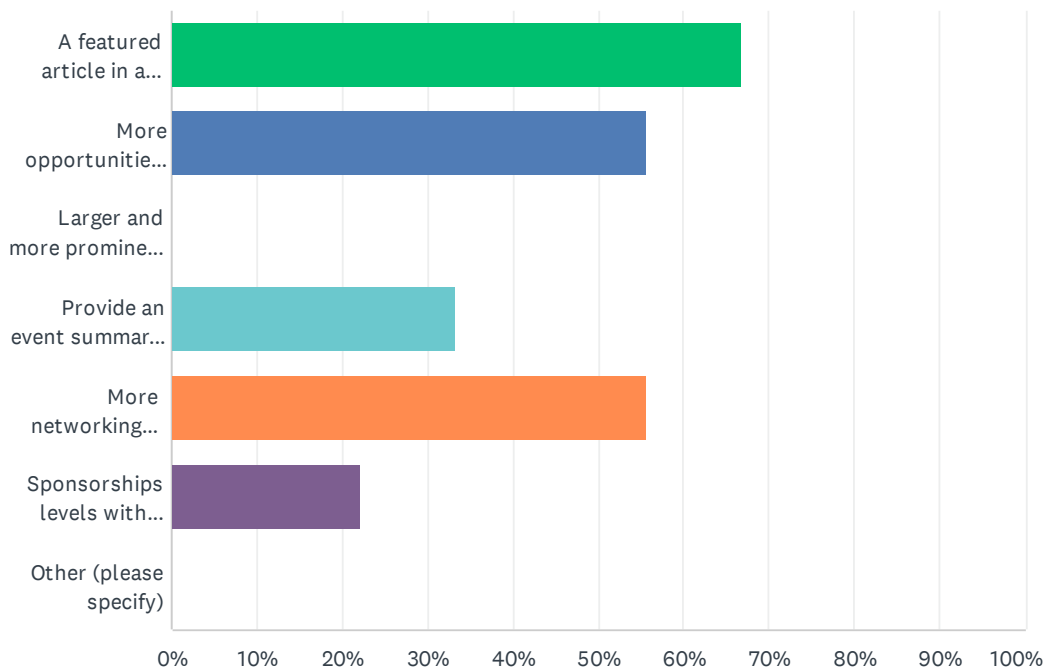
2024 Regional Conference & General Assembly Attendee Survey

	VERY DISSATISFIED	DISSATISFIED	NEITHER SATISFIED NOR DISSATISFIED	SATISFIED	N/A	VERY SATISFIED	TOTAL	WEIGHTED AVERAGE
Speaking opportunities	0.00% 0	0.00% 0	0.00% 0	22.22% 2	44.44% 4	33.33% 3	9	
President's Reception invitations	0.00% 0	0.00% 0	0.00% 0	33.33% 3	22.22% 2	44.44% 4	9	
Conference registrations	0.00% 0	0.00% 0	0.00% 0	55.56% 5	0.00% 0	44.44% 4	9	
On-site logo placements	0.00% 0	0.00% 0	0.00% 0	33.33% 3	11.11% 1	55.56% 5	9	
Website/digital logo placements	0.00% 0	0.00% 0	11.11% 1	33.33% 3	0.00% 0	55.56% 5	9	
Program booklet advertisement	0.00% 0	0.00% 0	0.00% 0	33.33% 3	11.11% 1	55.56% 5	9	
Social media acknowledgement	0.00% 0	0.00% 0	11.11% 1	11.11% 1	22.22% 2	55.56% 5	9	
Exhibitor booth	0.00% 0	0.00% 0	11.11% 1	33.33% 3	22.22% 2	33.33% 3	9	
Participant contact list	0.00% 0	0.00% 0	0.00% 0	44.44% 4	11.11% 1	44.44% 4	9	

Attachment: Survey Results_5.17.24 (2024 Regional Conference & General Assembly Post-Event Recap)

Q18 What other sponsorship benefits or opportunities would be appealing to you?

Answered: 9 Skipped: 133

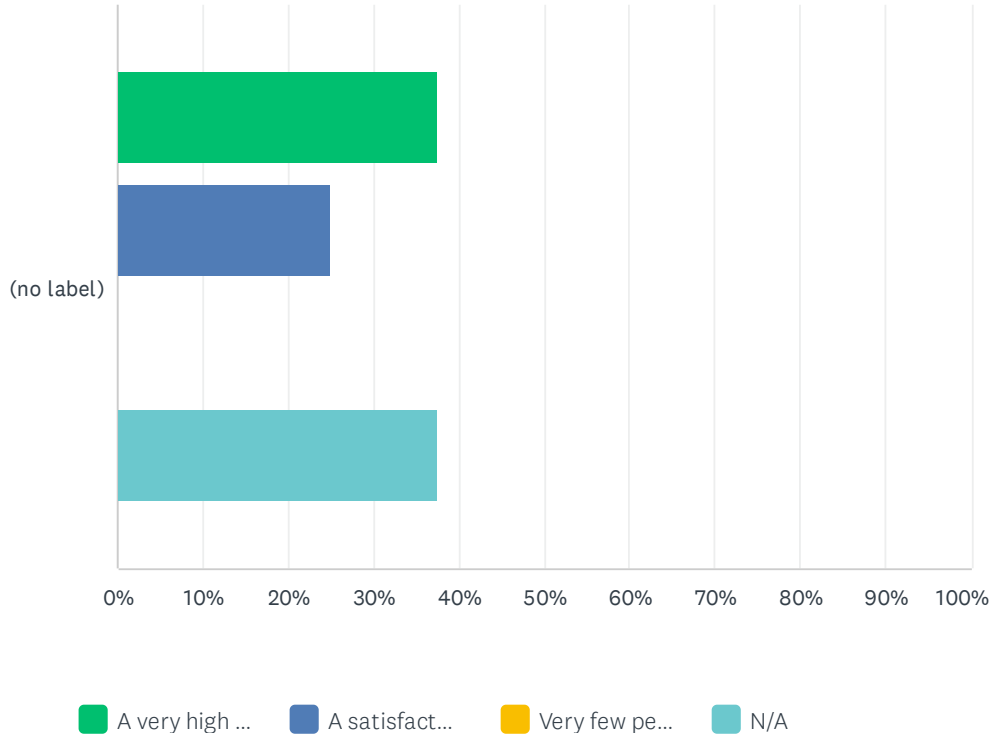


ANSWER CHOICES	RESPONSES	
A featured article in an event email	66.67%	6
More opportunities for name and logo exposure	55.56%	5
Larger and more prominent exhibitor placements for certain sponsor tiers	0.00%	0
Provide an event summary for distribution to my firm management and governmental affairs partners	33.33%	3
More networking opportunities	55.56%	5
Sponsorships levels with other benefits in lieu of exhibitor space	22.22%	2
Other (please specify)	0.00%	0
Total Respondents: 9		

Attachment: Survey Results_5.17.24 (2024 Regional Conference & General Assembly Post-Event Recap)

Q19 If your organization had an exhibitor booth, how would you rank the level of engagement at your booth?

Answered: 8 Skipped: 134

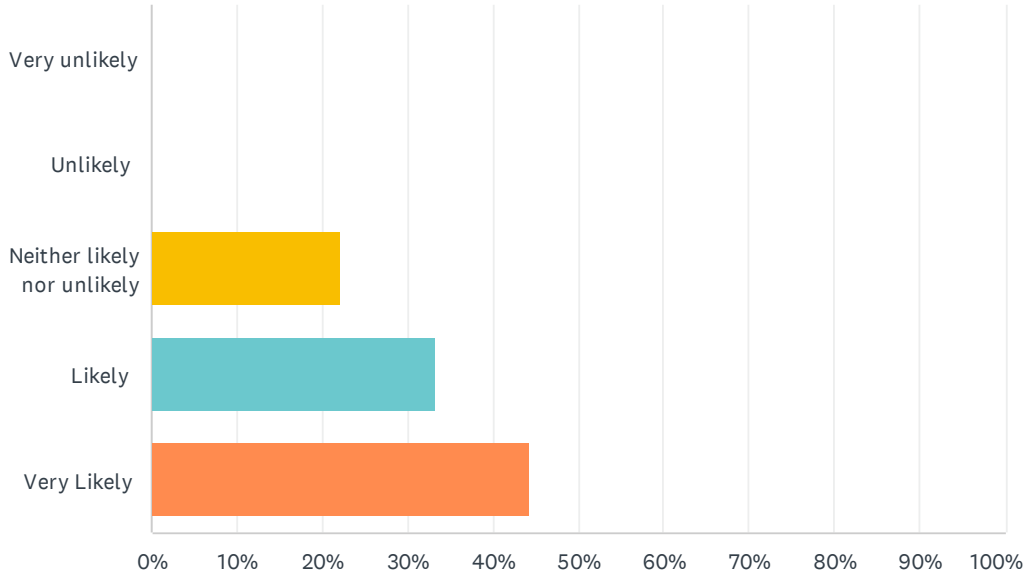


	A VERY HIGH NUMBER OF ATTENDEES CAME TO OUR TABLE	A SATISFACTORY NUMBER OF ATTENDEES CAME TO OUR TABLE	VERY FEW PEOPLE CAME TO OUR TABLE	N/A	TOTAL	WEIGHTED AVERAGE
(no label)	37.50% 3	25.00% 2	0.00% 0	37.50% 3	8	2.60

Attachment: Survey Results_5.17.24 (2024 Regional Conference & General Assembly Post-Event Recap)

Q20 Based on your experience with this event, how likely are you to sponsor SCAG's Regional Conference & General Assembly in the future?

Answered: 9 Skipped: 133



ANSWER CHOICES	RESPONSES	
Very unlikely	0.00%	0
Unlikely	0.00%	0
Neither likely nor unlikely	22.22%	2
Likely	33.33%	3
Very Likely	44.44%	4
TOTAL		9

Attachment: Survey Results_5.17.24 (2024 Regional Conference & General Assembly Post-Event Recap)

2023-2024 EAC Work Plan Accomplishments

Priority Area 1: Regional Policy Development—Regional Plan Update

2023-2024 Accomplishments:

1. Adopted an agency-wide SCAG Strategic Plan, grounded in extensive external and internal stakeholder participation, that identifies clear priorities, objectives and key results for near and medium-term coordinated actions.
2. Adopted Connect SoCal 2024 to direct resilient transportation investments and guide the region's jurisdictions towards an equitable and sustainable regional development vision.
3. Engaged elected leaders and community partners in the challenges facing Southern California by seeing firsthand examples of solutions through site visits, mobile workshops and training, including hosted tours of the new CA Air Resources Board (CARB) facility in Riverside, the ESRI campus in Redlands and Port Hueneme in Ventura County.
4. Brought together public and private sector leaders to identify challenges, share solutions and advocate for policies that support transit recovery, goods movement, and a smooth transition to clean transportation technologies, all key Presidential Priorities.

Priority Area #2: Leadership in Resource Deployment—Connect SoCal Implementation

2023-2024 Accomplishments:

1. After approving REAP 2021 funding programs and project lists consistent with the adopted program framework, engaged elected officials at every level of government in coordinated advocacy to reverse or mitigate a 50% reduction proposed by the Governor in his initial budget proposal.
2. Approved project lists for Federal and State funding programs administered by SCAG including the 2025 Federal Transportation Improvement Program and the Carbon Reduction Program reflecting an extensive process of stakeholder engagement during the development of the guidelines for those programs.
3. Pursued Infrastructure Investment and Jobs Act (IIJA) and Inflation Reduction Act (IRA) resources for SCAG and partner led efforts to implement Connect SoCal and support regional capacity building to increase local competitiveness for federal and state grants.
4. Engaged and trained local jurisdiction and regional agencies on SCAG's local planning programs and information services to increase the awareness, reach and impact of SCAG services in advancing regional plans and policies.

Priority #3: Legislative Action

2023-2024 Accomplishments

1. Developed an outreach program and coalition effort to protect \$123 million in REAP funds for the Southern California region.

2023-2024 EAC Work Plan Accomplishments

1. Sponsored legislation to increase transparency measures in the RHNA determination process.
2. Successfully killed/neutered problematic legislation that would have impacted SCAG's planning processes.
3. Presented a unified California transportation community in Washington, D.C. to celebrate the IJJA's impacts on California.

Priority #4: Technology/Innovation Leadership

2023-2024 Objectives Accomplishments

1. Promoted innovations in transportation technologies and regional planning at the Emerging Technology Committee, Transportation Committee and Regional Council through expert panels on clean mobility and presentations of results from the Smart Cities pilot program.
2. Continued to oversee and champion delivery of innovative data tools and training available through the RDP that enhance local planning capacity in support of implementing regional goals at the local policy level.
3. Continued to evolve SCAG's hybrid cloud strategy in support of regional data sharing, modeling efforts to finalize Connect SoCal 2024, and enterprise business systems.
4. Explored emerging research and reporting on practical applications of artificial intelligence and adopted SCAG Generative Artificial Intelligence (GenAI) Acceptable Use Policy to protect the safety, privacy, and intellectual property rights of SCAG and ensure the output usage from these products is consistent with SCAG's expectations of quality and accuracy.